

DubStat

March 2025

OHSAA Division 1 State Wrestling Tournament Predictions and Probabilities

Contents

1. Probability of placing at state and winning state for every wrestler
2. Projected scores, placers, and champs for the top 15 teams
3. Every bracket projected

Projected Placements - Probabilities of Placing - Probabilities of Winning

| 106 | | | | 113 | | | | 120 | | | |
|---|-----------|----------|--------|---|-----------|----------|--------|---|-----------|----------|--------|
| Wrestler | Projected | P(Place) | P(Win) | Wrestler | Projected | P(Place) | P(Win) | Wrestler | Projected | P(Place) | P(Win) |
| #1 Loc Webber (Dublin Coffman) | 1 | 99% | 71% | #1 Rylan Seacrest (Brecksville-Broadview Hts) | 1 | 99% | 47% | #1 Grey Burnett (Perrysburg) | 1 | 100% | 51% |
| #2 Connor Bagdonas (Perrysburg) | 2 | 89% | 13% | #2 Ayden Dodd (Perrysburg) | 2 | 96% | 25% | #2 Ethan Timar (St Edward) | 2 | 99% | 25% |
| #3 Lucas Schulz (Brecksville-Broadview Hts) | 3 | 74% | 3% | #3 Tommy Wurster (Dublin Coffman) | 3 | 96% | 14% | #3 Liston Seibert (Perry (Massillon)) | 3 | 99% | 16% |
| #4 Andrew Mlynarczyk (St Edward) | 4 | 70% | 3% | #4 Connor Whitey (St Edward) | 4 | 85% | 8% | #4 Austin Bickerton (Highland (Medina)) | 4 | 97% | 7% |
| #5 Caleb Snyder (Mount Vernon) | 5 | 63% | 2% | #5 Brandon Bickerton (Highland (Medina)) | 5 | 77% | 3% | #5 Johnny Green (Aurora) | 5 | 88% | 1% |
| #6 Sam Adams (Perry (Massillon)) | 6 | 59% | 1% | #6 Demarco Kates (Colerain) | 6 | 54% | 0% | #7 Cole Speer (Brecksville-Broadview Hts) | 6 | 53% | 0% |
| #6 DJ Otero (Lorain) | 7 | 55% | 2% | #6 Lincoln Rohr (Perry (Massillon)) | 7 | 76% | 1% | #6 Kurt Mokros (Olentangy) | 7 | 71% | 0% |
| #7 Tyler Swaney (Springboro) | 8 | 65% | 2% | #10 Colin Broxterman (Elder) | 8 | 42% | 0% | #12 Caleb Curry (Elder) | 8 | 40% | 0% |
| #10 Blackburn Savage (Archbishop Moeller) | R12 | 40% | 1% | #16 Boston Noland (Archbishop Moeller) | R12 | 7% | 0% | #9 Josh Zimmer (Teays Valley) | R12 | 25% | 0% |
| #12 Justin Winter (Kettering Fairmont) | R12 | 39% | 0% | #7 Oliver Lester (Olentangy Liberty) | R12 | 41% | 1% | #13 AJ Dubendorfer (Whitmer) | R12 | 30% | 0% |
| #11 Brady Todd (Worthington Kilbourne) | R12 | 48% | 0% | #11 Connor Niehaus (Harrison) | R12 | 43% | 0% | #16 Julius Knowles (Hamilton) | R12 | 33% | 0% |
| #9 Bennett Wachter (Elyria) | R12 | 40% | 1% | #9 Joshua Medina (Clay (Oregon)) | R12 | 49% | 0% | #8 Blake Frantz (Wadsworth) | R12 | 47% | 0% |
| #18 Ian Rottari (North Ridgeville) | R16 | 6% | 0% | #20 Mason Spence (Westerville North) | R16 | 7% | 0% | #21 Alijah Mohanna (LaSalle) | R16 | 1% | 0% |
| #14 Zac Dodt (Thomas Worthington) | R16 | 24% | 0% | #15 Gavin Gruber (Walsh Jesuit) | R16 | 11% | 0% | #14 Nick Coverstone (Hilliard Darby) | R16 | 10% | 0% |
| #15 Dominic Difilippo (Medina) | R16 | 21% | 0% | #17 Blaise Parill (Worthington Kilbourne) | R16 | 5% | 0% | #26 Oliver Fox (Marysville) | R16 | 3% | 0% |
| #17 Greyson Boner (Harrison) | R16 | 9% | 0% | #12 Max Ohl (Ashland) | R16 | 12% | 0% | #15 Chazz Tallarigo (Oak Hills) | R16 | 5% | 0% |

| 126 | | | | 132 | | | | 138 | | | |
|---|-----------|----------|--------|--|-----------|----------|--------|---|-----------|----------|--------|
| Wrestler | Projected | P(Place) | P(Win) | Wrestler | Projected | P(Place) | P(Win) | Wrestler | Projected | P(Place) | P(Win) |
| #1 Karson Brown (St Edward) | 1 | 100% | 86% | #1 Mason Rohr (Perry (Massillon)) | 1 | 99% | 35% | #1 Kane Shawger (St Xavier) | 1 | 99% | 55% |
| #2 Garrison Weisner (Clay (Oregon)) | 2 | 99% | 8% | #3 Khimar Manns (St Edward) | 2 | 99% | 25% | #3 Zade Archibald (Olentangy Liberty) | 2 | 82% | 5% |
| #3 Alex Denkins (Perrysburg) | 3 | 86% | 2% | #2 Phoenix Contos (Waite) | 3 | 96% | 25% | #2 Jaece Jett (Brecksville-Broadview Hts) | 3 | 98% | 30% |
| #5 Blaze Van Gundy (Dublin Coffman) | 4 | 77% | 1% | #4 Huggy Williams (Olentangy Liberty) | 4 | 90% | 11% | #4 Cameron Plotts (Perry (Massillon)) | 4 | 81% | 5% |
| #4 Harrison Haffner (Brecksville-Broadview Hts) | 5 | 84% | 1% | #5 Urijah Lopez (Perrysburg) | 5 | 65% | 2% | #5 Brody Bauman (Perrysburg) | 5 | 68% | 1% |
| #6 Emeric McBurney (Perry (Massillon)) | 6 | 68% | 1% | #6 Musa Jaliloh (Lincoln (Gahanna)) | 6 | 52% | 1% | #6 Kolten Mellon (Wadsworth) | 6 | 68% | 2% |
| #8 Konner Lambers (Elder) | 7 | 91% | 0% | #7 Gael Ramirez (Archbishop Moeller) | 7 | 75% | 1% | #7 Jacob Kiehl (St Edward) | 7 | 70% | 2% |
| #10 Josiah Sims (Brush) | 8 | 42% | 0% | #13 Christian St Clair (Westerville South) | 8 | 41% | 0% | #8 Greyson Clemens (Lake (Uniontown)) | 8 | 44% | 0% |
| #15 Gavin Watson (Archbishop Moeller) | R12 | 24% | 0% | #15 Nathan Osler (Monroe) | R12 | 33% | 0% | #9 Toby Deglow (Kettering Fairmont) | R12 | 43% | 0% |
| #7 Mason Brauer (Ashland) | R12 | 54% | 0% | #9 Kaiden Barker (Louisville) | R12 | 21% | 0% | #15 Adrian Pigg (Dublin Scioto) | R12 | 22% | 0% |
| #9 Jack Braton (Springboro) | R12 | 29% | 0% | #8 Cayden Pluhar (Brecksville-Broadview Hts) | R12 | 34% | 0% | #11 Dean Poppy (Thomas Worthington) | R12 | 26% | 0% |
| #14 Ayden Jobe (Hamilton Township) | R12 | 28% | 0% | #19 Preston Schuler (Olentangy) | R12 | 28% | 0% | #10 Trent Sharp (Marysville) | R12 | 37% | 0% |
| #22 Brendan McGraw (St Ignatius) | R16 | 3% | 0% | #16 Max Beck (St Johns Jesuit) | R16 | 17% | 0% | #16 Jack Valerino (Avon Lake) | R16 | 18% | 0% |
| #17 Elijah Hadden (Big Walnut) | R16 | 2% | 0% | #12 Gavin Boner (Harrison) | R16 | 22% | 0% | #17 Mathew Wright (Miamisburg) | R16 | 20% | 0% |
| #23 Joe Schnurstein (Anderson) | R16 | 0% | 0% | #11 TJ Murray (Troy) | R16 | 19% | 0% | #13 Aric Criss (Louisville) | R16 | 14% | 0% |
| #20 Berkey Behrens (Marysville) | R16 | 11% | 0% | #22 Brody McKinney (Jackson (Massillon)) | R16 | 9% | 0% | #18 Wes Allen (Lakota West) | R16 | 9% | 0% |

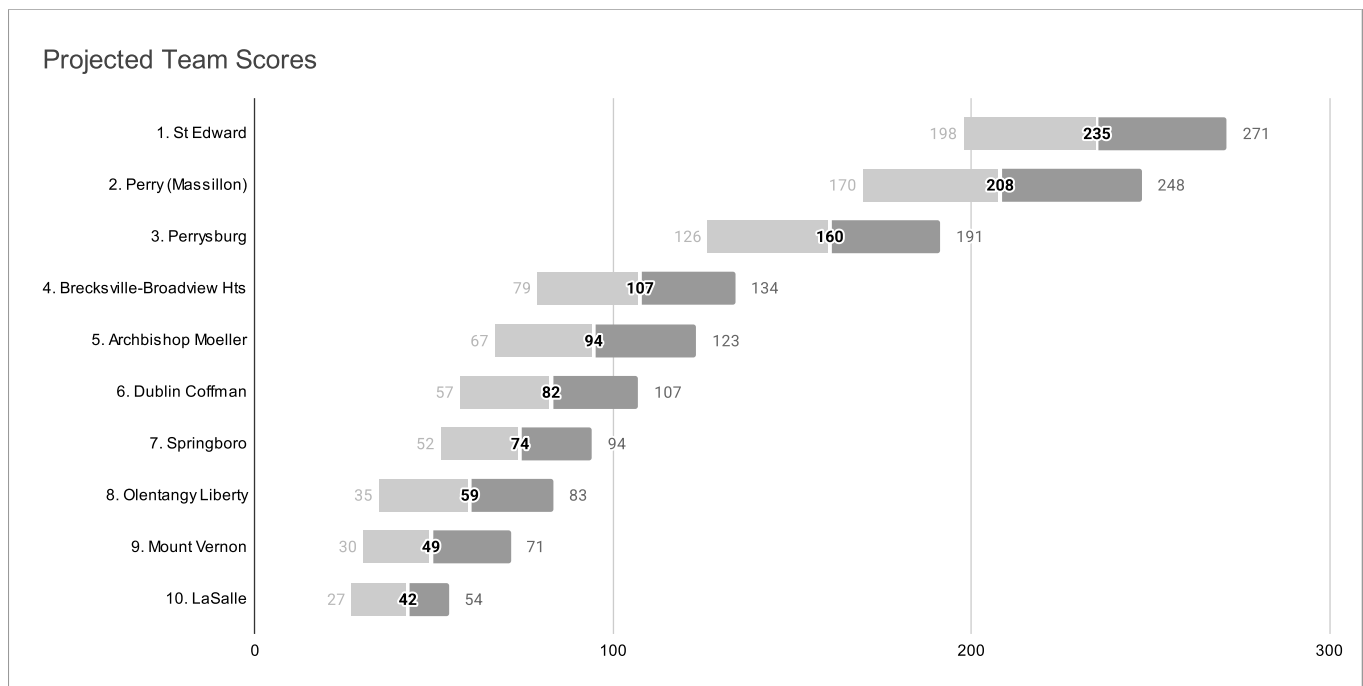
| 144 | | | | 150 | | | | 157 | | | |
|---|-----------|----------|--------|---|-----------|----------|--------|---|-----------|----------|--------|
| Wrestler | Projected | P(Place) | P(Win) | Wrestler | Projected | P(Place) | P(Win) | Wrestler | Projected | P(Place) | P(Win) |
| #1 Joseph Sanderfer (Perry (Massillon)) | 1 | 99% | 55% | #1 Marcus Blaze (Perrysburg) | 1 | 100% | 93% | #1 Holden Huhn (LaSalle) | 1 | 99% | 49% |
| #2 Adam Butler (St Edward) | 2 | 92% | 28% | #2 Londen Murphy (Archbishop Moeller) | 2 | 99% | 5% | #2 Cole Evans (Perrysburg) | 2 | 94% | 21% |
| #3 Jack Dinwiddie (Wadsworth) | 3 | 70% | 7% | #3 Bradley Eaton (St Edward) | 3 | 92% | 1% | #3 Jared Goldberg (St Edward) | 3 | 94% | 16% |
| #4 Wyatt Brock (Harrison) | 4 | 65% | 3% | #4 Eli Esguerra (Dublin Coffman) | 4 | 92% | 1% | #5 Jake Piontkowski (Olentangy) | 4 | 72% | 2% |
| #6 Guardian Miller (Ashland) | 5 | 80% | 3% | #5 Mannix Wasco (North Royalton) | 5 | 81% | 0% | #4 Brennan Warwick (Perry (Massillon)) | 5 | 89% | 9% |
| #7 Hayden Cox (Archbishop Moeller) | 6 | 76% | 2% | #7 Kyle Jardine (Wadsworth) | 6 | 51% | 0% | #7 Scott Speakman (Watkins Memorial) | 6 | 55% | 1% |
| #6 Brennan Kicker (Highland (Medina)) | 7 | 65% | 1% | #6 Marshall Ceckler (Perry (Massillon)) | 7 | 80% | 0% | #6 Drake Brasiel (Aurora) | 7 | 61% | 1% |
| #10 Jack Deboe (Mentor) | 8 | 48% | 0% | #8 Isaiah Nichols (Edgewood (Trenton)) | 8 | 49% | 0% | #9 Joey DiTullio (Elder) | 8 | 42% | 0% |
| #11 Aiden Milam (Olentangy Liberty) | R12 | 44% | 0% | #9 Nick Piontkowski (Olentangy) | R12 | 41% | 0% | #8 Noah Jackson (Archbishop Moeller) | R12 | 57% | 1% |
| #12 Landon McCargish (Northmont) | R12 | 13% | 0% | #11 Boston Burkhardt (Marysville) | R12 | 34% | 0% | #11 Mavrik Gregory (Mount Vernon) | R12 | 39% | 0% |
| #5 Kaden Soto (Perrysburg) | R12 | 58% | 2% | #12 Bryce Estep (Fremont Ross) | R12 | 15% | 0% | #13 Christian Friel (Hoover) | R12 | 26% | 0% |
| #9 Marshall Morency (Anderson) | R12 | 44% | 0% | #10 Owen Dennis (Harrison) | R12 | 32% | 0% | #10 Niko Giatsi (Highland (Medina)) | R12 | 39% | 0% |
| #17 Isaiiah Callahan (Dublin Coffman) | R16 | 10% | 0% | #23 Evan Hemmeter (Springboro) | R16 | 3% | 0% | #20 Benjamin Brownfield (Canton McKinley) | R16 | 8% | 0% |
| #16 Isaac Robinson (St Charles) | R16 | 3% | 0% | #14 Vann Riordan (Jackson (Massillon)) | R16 | 8% | 0% | #19 Dylan Frass (Olentangy Liberty) | R16 | 10% | 0% |
| #21 Jacob Ramirez (Central Crossing) | R16 | 0% | 0% | #13 Luke Evensen-Hein (Walsh Jesuit) | R16 | 22% | 0% | #30 Dylan Hasenohr (Olmssted Falls) | R16 | 1% | 0% |
| #13 Beau Nezbeth (Louisville) | R16 | 33% | 0% | #21 Alex Mickers (Olentangy Liberty) | R16 | 1% | 0% | #14 Otis Boyette (Xenia) | R16 | 12% | 0% |

| 165 | | | | 175 | | | | 190 | | | |
|--|-----------|----------|--------|--|-----------|----------|--------|--|-----------|----------|--------|
| Wrestler | Projected | P(Place) | P(Win) | Wrestler | Projected | P(Place) | P(Win) | Wrestler | Projected | P(Place) | P(Win) |
| #1 Landon Johnson (Perry (Massillon)) | 1 | 99% | 46% | #1 Tyrel Miller (St Edward) | 1 | 99% | 42% | #1 Matthew Kowalski (Springboro) | 1 | 100% | 52% |
| #2 Jack Hoffman (Springboro) | 2 | 97% | 30% | #2 Carson Mize (Marysville) | 2 | 99% | 31% | #2 JR Miller (St Edward) | 2 | 100% | 44% |
| #3 Lincoln Gardner (Olentangy Liberty) | 3 | 97% | 14% | #3 Colin Woodridge (LaSalle) | 3 | 98% | 14% | #3 Xander Horak (Perry (Massillon)) | 3 | 96% | 3% |
| #4 Frank Pieffer (St Edward) | 4 | 87% | 7% | #4 Caige Horak (Perry (Massillon)) | 4 | 96% | 12% | #5 Jonathan Sims (Brush) | 4 | 93% | 1% |
| #6 Cole Walton (Aurora) | 5 | 66% | 1% | #5 Michael Feeney (Dublin Coffman) | 5 | 58% | 0% | #4 Josh Takats (Perrysburg) | 5 | 90% | 1% |
| #7 Jake Taylor (Mount Vernon) | 6 | 63% | 1% | #6 Jace Love (Butler) | 6 | 55% | 0% | #9 Edwin Rios (Brecksville-Broadview Hts) | 6 | 35% | 0% |
| #8 Austin Dipzinski (Little Miami) | 7 | 55% | 0% | #8 Giovanni Cursio (Lake (Uniontown)) | 7 | 58% | 0% | #6 Liam Lloyd (Mentor) | 7 | 88% | 0% |
| #9 Gabe McNally (Clay (Oregon)) | 8 | 51% | 0% | #9 Matt Palmer (Grove City) | 8 | 55% | 0% | #13 Luke Mullins (Mount Vernon) | 8 | 46% | 0% |
| #14 Isaiiah Fontes (Hoover) | R12 | 27% | 0% | #11 Brody Grimm (Wadsworth) | R12 | 28% | 0% | #11 Grant Dalio (Harrison) | R12 | 35% | 0% |
| #11 Braylen Crump (Butler) | R12 | 27% | 0% | #14 Aiden Kennedy (Teays Valley) | R12 | 16% | 0% | #10 Calob Heilman (Loveland) | R12 | 22% | 0% |
| #12 Troy Myers (Wadsworth) | R12 | 33% | 0% | #10 Nate Boston (Loveland) | R12 | 53% | 0% | #19 Rocco Pusateri (St Xavier) | R12 | 16% | 0% |
| #10 Noah Evans (Archbishop Moeller) | R12 | 52% | 0% | #7 Logan Morehouse (St Johns Jesuit) | R12 | 51% | 0% | #14 Jacob Slack (Olentangy Orange) | R12 | 31% | 0% |
| #18 Matthew Chalkwater (North Olmsted) | R16 | 9% | 0% | #13 Brady Singler (Oak Hills) | R16 | 7% | 0% | #23 Peter Graham (Teays Valley) | R16 | 1% | 0% |
| #13 Chase Cone (Olentangy Berlin) | R16 | 32% | 0% | #18 Chase McKenna (Walsh Jesuit) | R16 | 15% | 0% | #15 Carter Whaley (Clay (Oregon)) | R16 | 24% | 0% |
| #23 Wyatt Smith (Louisville) | R16 | 3% | 0% | #19 Frank Aquila (Brecksville-Broadview Hts) | R16 | 6% | 0% | #20 Jacob Granick (Worthington Kilbourne) | R16 | 16% | 0% |
| #22 Luca Eger (Dublin Coffman) | R16 | 3% | 0% | #16 Keegan Klotz (Findlay) | R16 | 6% | 0% | #18 Francesco Salvino (Washington (Massillon)) | R16 | 8% | 0% |

| 215 | | | | 285 | | | |
|--|-----------|----------|--------|---|-----------|----------|--------|
| Wrestler | Projected | P(Place) | P(Win) | Wrestler | Projected | P(Place) | P(Win) |
| #1 Riley McPherson (Brecksville-Broadview Hts) | 1 | 99% | 39% | #1 Alex Taylor (Mount Vernon) | 1 | 100% | 65% |
| #3 Will Adkins (Archbishop Moeller) | 2 | 96% | 23% | #2 Mike Millin (Perry (Massillon)) | 2 | 95% | 12% |
| #2 Aiden Peterson (St Edward) | 3 | 99% | 29% | #3 Caleb Bowman (St Johns Jesuit) | 3 | 91% | 9% |
| #4 Aiden Weimer (Springboro) | 4 | 89% | 6% | #4 Luke Cox (Lancaster) | 4 | 91% | 9% |
| #5 John Moyer (Centerville) | 5 | 60% | 1% | #5 Lucas Stuerenberg (Archbishop Moeller) | 5 | 83% | 4% |
| #10 Landon Ristoff (Perry (Massillon)) | 6 | 41% | 0% | #7 Cliff Nicholson (Medina) | 6 | 51% | 0% |
| #6 Gavin Gaylor (Olentangy Orange) | 7 | 54% | 0% | #6 Daniel Stephens (Olentangy) | 7 | 61% | 0% |
| #11 Cohen Reip (Lakota East) | 8 | 41% | 0% | #8 Demetrius Stanley (Lakota East) | 8 | 51% | 0% |
| #9 Drayton Martin (Ashland) | R12 | 40% | 1% | #10 Gage Counts (Marysville) | R12 | 21% | 0% |
| #8 Brayton Wright (Dublin Coffman) | R12 | 55% | 1% | #12 Donovan Gayle (Walnut Hills) | R12 | 34% | 0% |
| #12 Jackson Phillips (Barberton) | R12 | 42% | 0% | #9 Chris Fair (Washington (Massillon)) | R12 | 43% | 0% |
| #14 Logan Krooner (Hilliard Darby) | R12 | 25% | 0% | #15 Eric Bush (Perrysburg) | R12 | 18% | 0% |
| #18 Jack Schneider (Westerville Central) | R16 | 4% | 0% | #11 E.J. German (Brecksville-Broadview Hts) | R16 | 32% | 0% |
| #13 Ben McWilliams (Mentor) | R16 | 42% | 0% | #34 Zebediah Zucker (Fremont Ross) | R16 | 0% | 0% |
| #17 Nathaniel Shenberger (Midview) | R16 | 6% | 0% | #13 Royce Rogers (Springfield) | R16 | 15% | 0% |
| #16 Ben Sawaya (Perrysburg) | R16 | 7% | 0% | #17 Josh Jones (Stow-Munroe Falls) | R16 | 13% | 0% |

Team Projections

| Place | School | Team Scores | | | | State Placers | | State Champions | | Odds | |
|-------|---------------------------|-------------|-----------|-----|------|---------------|-----------|-----------------|-----------|--------|--------|
| | | Expected | Projected | Low | High | Expected | Projected | Expected | Projected | P(Win) | P(2nd) |
| 1 | St Edward | 235 | 234 | 198 | 271 | 11.9 | 13 | 3.2 | 2 | 83% | 17% |
| 2 | Perry (Massillon) | 208 | 208 | 170 | 248 | 11.8 | 14 | 2.0 | 3 | 17% | 80% |
| 3 | Perrysburg | 160 | 172 | 126 | 191 | 8.7 | 9 | 2.1 | 2 | 0% | 4% |
| 4 | Brecksville-Broadview Hts | 107 | 114 | 79 | 134 | 6.1 | 7 | 1.2 | 2 | 0% | 0% |
| 5 | Archbishop Moeller | 94 | 80 | 67 | 123 | 6.1 | 5 | 0.4 | 0 | 0% | 0% |
| 6 | Dublin Coffman | 82 | 83 | 57 | 107 | 4.9 | 5 | 0.9 | 1 | 0% | 0% |
| 7 | Springboro | 74 | 68 | 52 | 94 | 3.8 | 4 | 0.9 | 1 | 0% | 0% |
| 8 | Olentangy Liberty | 59 | 60 | 35 | 83 | 3.7 | 3 | 0.3 | 0 | 0% | 0% |
| 9 | Mount Vernon | 49 | 52 | 30 | 71 | 3.1 | 4 | 0.7 | 1 | 0% | 0% |
| 10 | LaSalle | 42 | 42 | 27 | 54 | 2.0 | 2 | 0.6 | 1 | 0% | 0% |
| 11 | Wadsworth | 40 | 44 | 16 | 65 | 3.0 | 3 | 0.1 | 0 | 0% | 0% |
| 12 | Highland (Medina) | 38 | 36 | 19 | 61 | 2.8 | 3 | 0.1 | 0 | 0% | 0% |
| 13 | Marysville | 34 | 30 | 19 | 49 | 2.0 | 1 | 0.3 | 0 | 0% | 0% |
| 14 | Clay (Oregon) | 34 | 27 | 19 | 50 | 2.2 | 2 | 0.1 | 0 | 0% | 0% |
| 15 | Olentangy | 31 | 33 | 13 | 53 | 2.7 | 3 | 0.0 | 0 | 0% | 0% |




Notes:

- 'Projected' team scores, placers, and champs are based off of each wrestler's projected state placement (found on previous page)
- 'Expected' team scores, placers, and champs are the weighted average values from thousands of state tournament simulations
- 'Low to High' range for team scores represents at 90% confidence interval (i.e. there is a 10% chance their score falls outside of this range)

DubStat

Division 1

106 lbs



DubStat

Division 1

120 lbs




- Placers**
- #1 Grey Burnett
 - #2 Ethan Timar
 - #3 Liston Seibert
 - #4 Austin Bickerton
 - #5 Johnny Green
 - #7 Cole Speer
 - #6 Kurt Mokros
 - #12 Caleb Curry



DubStat

Division 1

126 lbs



DubStat

Division 1


132 lbs




DubStat

Division 1

138 lbs





DubStat

Division 1

150 lbs



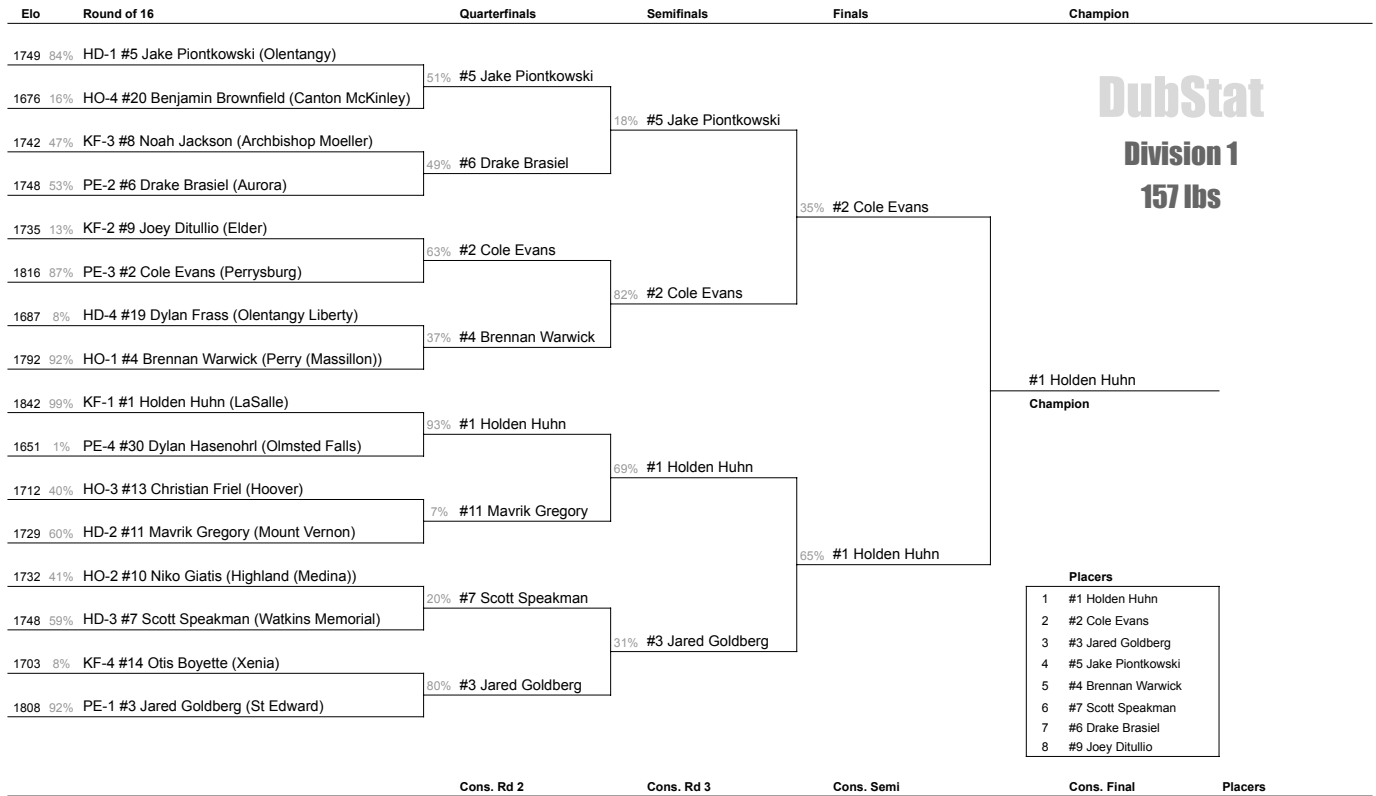
- Placers**
- #1 Marcus Blaze
 - #2 Londen Murphy
 - #3 Bradley Eaton
 - #4 Eli Esguerra
 - #5 Mannix Wasco
 - #7 Kyle Jardine
 - #6 Marshall Geckler
 - #8 Isaiah Nichols



DubStat

Division 1

157 lbs



DubStat

Division 1

165 lbs





DubStat

Division 1

215 lbs



DubStat

Division 1

285 lbs

