

# DubStat

February 2025

## **D1 Fairmont District Tournament Prediction Report**

1. Probability of qualifying to state and winning Districts for every wrestler
2. Projected team scores, state qualifiers, and district champs
3. Every bracket projected

# Projected Placements Probability of Qualifying to State Probability of Winning Districts

106

Wrestler	Projected	P(Qualify)	P(Win)
#3 Blackburn Savage (Archbishop Moeller)	1	98%	66%
#9 Preston Webb (Miamisburg)	2	91%	21%
#14 Greyson Boner (Harrison)	3	73%	7%
#17 Tyler Swaney (Springboro)	4	67%	4%
#19 Justin Winter (Kettering Fairmont)	5	25%	1%
#24 Jayden Knowles (Hamilton)	6	19%	0%
#25 Layton Combs (Butler)	dnp	20%	0%
#46 Lucas Laseur (Lebanon)	dnp	1%	0%
#32 Tanner Felix (Northwest (Cincinnati))	dnp	3%	0%
#43 Malik Mustafa (Centerville)	dnp	2%	0%
#45 Dillon Ditton (Oak Hills)	dnp	1%	0%
#52 Trey Blair (West Clermont)	dnp	0%	0%
#48 Joseph Giron Matule (Mason)	dnp	0%	0%
#58 Carter Mirolo (Little Miami)	dnp	0%	0%
#73 Connor Denning (Anderson)	dnp	0%	0%
#105 Nizom Khujaisomov (Loveland)	dnp	0%	0%

113

Wrestler	Projected	P(Qualify)	P(Win)
#8 Demarco Kates (Colerain)	1	99%	49%
#9 Colin Broxerman (Elder)	2	99%	46%
#14 Boston Noland (Archbishop Moeller)	3	82%	3%
#15 Connor Niehaus (Harrison)	4	78%	1%
#24 Declan Hutt (LaSalle)	5	13%	0%
#29 Max Landers (Anderson)	6	7%	0%
#23 Joe Couty (Springboro)	dnp	15%	0%
#38 Mitch Winfield (Centerville)	dnp	4%	0%
#36 Breyshaw Snyder (Belmont)	dnp	1%	0%
#41 Jack Hayden (Mason)	dnp	1%	0%
#42 Zander Martin (St Xavier)	dnp	0%	0%
#53 Lucas Carroll (Butler)	dnp	0%	0%
#52 Aden Dozier (Sycamore)	dnp	0%	0%
#58 Liam Crum (West Clermont)	dnp	0%	0%
#70 Nolan Davis (Stebbins)	dnp	0%	0%
#67 Marc Brogden (Northwest (Cincinnati))	dnp	0%	0%

120

Wrestler	Projected	P(Qualify)	P(Win)
#13 Caleb Curry (Elder)	1	75%	21%
#15 Julius Knowles (Hamilton)	2	79%	29%
#14 Jeremy Sibrel (Beavercreek)	3	74%	20%
#20 Morgan Miller (Little Miami)	4	75%	8%
#16 Chazz Tallarigo (Oak Hills)	5	72%	22%
#27 Alijah Mohanna (LaSalle)	6	9%	0%
#34 Jayson Hunter (Kettering Fairmont)	dnp	5%	0%
#36 Keegan Hoop (Butler)	dnp	3%	0%
#38 Sam Lawhon (Harrison)	dnp	2%	0%
#39 Jonathan Fringer (Archbishop Moeller)	dnp	4%	0%
#41 Luke Pastura (Anderson)	dnp	2%	0%
#48 Rodney Lipps (Edgewood (Trenton))	dnp	0%	0%
#52 Emmanuel Turner (Trotwood Madison)	dnp	0%	0%
#64 Jake Coughlin (Lakota West)	dnp	0%	0%
#56 Gavin George (Springboro)	dnp	0%	0%
#62 Carson Pitz (Fairfield)	dnp	0%	0%

126

Wrestler	Projected	P(Qualify)	P(Win)
#8 Konner Lambers (Elder)	1	100%	71%
#9 Jack Bratton (Springboro)	2	99%	27%
#15 Levi Howard (Centerville)	3	79%	1%
#18 Lane Obough (Troy)	4	55%	0%
#25 Joe Schnurstein (Anderson)	5	19%	0%
#27 Gavin Watson (Archbishop Moeller)	6	27%	0%
#36 Kaiden Mullins (Lakota West)	dnp	11%	0%
#38 Vincent Soloria (St Xavier)	dnp	4%	0%
#43 Malik Meatchem (Mount Healthy)	dnp	3%	0%
#51 Ethan McHale (Lebanon)	dnp	1%	0%
#54 Ty Vo (Kettering Fairmont)	dnp	0%	0%
#44 Tristan Falcone (Butler)	dnp	1%	0%
#50 Corbin Smith (Harrison)	dnp	1%	0%
#61 Kevin Huang (Lakota East)	dnp	0%	0%
#70 Nash Werner (Mason)	dnp	0%	0%
#88 Cooper Brown (Loveland)	dnp	0%	0%

132

Wrestler	Projected	P(Qualify)	P(Win)
#7 Gael Ramirez (Archbishop Moeller)	1	93%	45%
#8 TJ Murray (Troy)	2	92%	34%
#13 Gavin Boner (Harrison)	3	79%	15%
#18 Nathan Moser (Monroe)	4	54%	4%
#20 Nick Vivian (LaSalle)	5	23%	1%
#21 Kobe Salyers (Edgewood (Trenton))	6	30%	1%
#23 Nick Dent (Loveland)	dnp	16%	0%
#28 Connor Stelz (Northmont)	dnp	7%	0%
#31 Evan Watterson (Lakota East)	dnp	2%	0%
#33 Noah Iglesia (Hamilton)	dnp	1%	0%
#41 John Riley (Belmont)	dnp	0%	0%
#37 Marshall Emerson (Kings)	dnp	1%	0%
#34 Jacob Mentz (Elder)	dnp	2%	0%
#49 Ethan Waller (Centerville)	dnp	0%	0%
#52 Caron Spicer (Middletown)	dnp	0%	0%
#67 Cooper Renner (West Clermont)	dnp	0%	0%

138

Wrestler	Projected	P(Qualify)	P(Win)
#1 Kane Shawger (St Xavier)	1	100%	98%
#16 Tyler Isbell (Middletown)	2	63%	0%
#14 Toby Deglow (Kettering Fairmont)	3	57%	0%
#18 Dylan Miller (Monroe)	4	53%	0%
#19 Brody Palm (Harrison)	5	21%	0%
#21 Carson Adkins (Elder)	6	48%	0%
#22 Wes Allen (Lakota West)	dnp	24%	0%
#24 Mathew Wright (Miamisburg)	dnp	17%	0%
#26 Colton McHale (Lebanon)	dnp	14%	0%
#32 Brady Wallace (Springboro)	dnp	1%	0%
#34 Ivan Bao (Bellbrook)	dnp	2%	0%
#62 Karter Anderson (Hamilton)	dnp	0%	0%
#64 Jackson Taylor (Anderson)	dnp	0%	0%
#44 Sean Smith (Little Miami)	dnp	1%	0%
#47 Matthew -Simon Gelman (Archbishop Moeller)	dnp	0%	0%
#56 Leo Mauro (Centerville)	dnp	0%	0%

144

Wrestler	Projected	P(Qualify)	P(Win)
#3 Wyatt Brock (Harrison)	1	100%	81%
#10 Marshall Morency (Anderson)	2	90%	7%
#9 Hayden Cox (Archbishop Moeller)	3	86%	5%
#11 Landon McCargish (Northmont)	4	89%	6%
#16 Jack Probasco (Kettering Fairmont)	5	21%	0%
#23 Tommy Maney (St Xavier)	6	6%	0%
#27 Sam Like (Little Miami)	dnp	3%	0%
#28 Khary McCall (Springboro)	dnp	3%	0%
#29 Evan Hewitt (Piqua)	dnp	2%	0%
#52 Eli Guerra (Lebanon)	dnp	0%	0%
#37 Geronimo Thomas (Middletown)	dnp	0%	0%
#41 Elijah Lewis (Aiken)	dnp	0%	0%
#43 Nick Brown (Princeton)	dnp	0%	0%
#47 Azim Kazimov (Centerville)	dnp	0%	0%
#77 Deklan Kenney (Sycamore)	dnp	0%	0%
#80 Nikari Isaacs (LaSalle)	dnp	0%	0%

150

Wrestler	Projected	P(Qualify)	P(Win)
#2 London Murphy (Archbishop Moeller)	1	100%	98%
#8 Isaiah Nichols (Edgewood (Trenton))	2	94%	2%
#11 Owen Dennis (Harrison)	3	88%	0%
#13 Ivan Spencer (Sidney)	4	58%	0%
#18 Nikolai Kaye (Piqua)	5	40%	0%
#22 Evan Hemmeter (Springboro)	6	13%	0%
#26 Mason Lovy (Lebanon)	dnp	5%	0%
#37 Austin Seta (Little Miami)	dnp	0%	0%
#36 Hayden Drake (Kettering Fairmont)	dnp	1%	0%
#30 Landon Irvin (Miamisburg)	dnp	1%	0%
#43 Carso Mahaffey (Elder)	dnp	0%	0%
#54 Jazz Simpson (Middletown)	dnp	0%	0%
#59 Shaan Oerther (St Xavier)	dnp	0%	0%
#57 Hezakya Gary (Princeton)	dnp	0%	0%
#89 Reid Van Pelt (Milford)	dnp	0%	0%
#78 Andrew Pitcher (Mason)	dnp	0%	0%

157

Wrestler	Projected	P(Qualify)	P(Win)
#1 Holden Huhn (LaSalle)	1	100%	93%
#10 Joey Dittilo (Elder)	2	91%	4%
#13 Noah Jackson (Archbishop Moeller)	3	62%	1%
#14 Otis Boyette (Xenia)	4	80%	1%
#21 Jordan Jackson (Colerain)	5	35%	0%
#26 Justin Turner (Kettering Fairmont)	6	10%	0%
#28 Nate Overley (Mason)	dnp	9%	0%
#29 Cameron Fiasco (Lakota West)	dnp	6%	0%
#33 Graham Moyer (Northmont)	dnp	5%	0%
#36 Bradyn Dyer (West Clermont)	dnp	2%	0%
#44 Paxton Roberts (Hamilton)	dnp	1%	0%
#55 Dominic Hummel (Bellbrook)	dnp	0%	0%
#61 Anthony McCoy (Lebanon)	dnp	0%	0%
#53 Abdumalik Salimov (Kings)	dnp	0%	0%
#67 Eric Earl (Loveland)	dnp	0%	0%
#77 Kaiden Ruppert (Edgewood (Trenton))	dnp	0%	0%

165

Wrestler	Projected	P(Qualify)	P(Win)
#2 Jack Hoffman (Springboro)	1	98%	66%
#8 Braylen Crump (Butler)	2	75%	6%
#4 Josh Allen (Lakota West)	3	92%	24%
#11 Noah Evans (Archbishop Moeller)	4	78%	2%
#13 Austin Dipzinski (Little Miami)	5	32%	1%
#18 Elijah Papalios (Beavercreek)	6	14%	0%
#27 Josiah Madaris (Princeton)	dnp	5%	0%
#31 Zachary Ridner (Elder)	dnp	3%	0%
#32 Andrew Trapp (Kings)	dnp	2%	0%
#42 Brady Dillon (Lakota East)	dnp	0%	0%
#40 Zach Amburgy (Lebanon)	dnp	0%	0%
#45 Alex George (Centerville)	dnp	0%	0%
#49 Daniyon Culver (Winton Woods)	dnp	0%	0%
#51 Demetrian James (Middletown)	dnp	0%	0%
#52 Jayden Jenkins (Wayne)	dnp	0%	0%
#62 Maverick Schierloh (St Xavier)	dnp	0%	0%

175

Wrestler	Projected	P(Qualify)	P(Win)
#4 Colin Woodridge (LaSalle)	1	100%	89%
#11 Nate Boston (Loveland)	2	74%	2%
#7 Jacs Love (Butler)	3	88%	6%
#12 Brady Singler (Oak Hills)	4	80%	3%
#18 Magnus Violet (St Xavier)	5	13%	0%
#24 Noah Wazgar (Beavercreek)	6	8%	0%
#20 Carson Williams (Elder)	dnp	20%	0%
#29 Matthew Malay (Lakota East)	dnp	4%	0%
#28 Diyorbek Eshnazarov (Kings)	dnp	5%	0%
#40 Connor Crothers (Kettering Fairmont)	dnp	2%	0%
#25 Tyler Josleyn (Archbishop Moeller)	dnp	3%	0%
#43 Abdul Rahman Wakil (Lakota West)	dnp	1%	0%
#33 Jackson Martin (Lebanon)	dnp	3%	0%
#34 Griffin Shepherd (Troy)	dnp	0%	0%
#54 Collin Smith (Milford)	dnp	0%	0%
#69 Nehemiah King-Willis (Middletown)	dnp	0%	0%

190

Wrestler	Projected	P(Qualify)	P(Win)
#1 Matthew Kowalski (Springboro)	1	100%	99%
#9 Calob Heilman (Loveland)	2	67%	0%
#7 Ronnie Butler (Xenia)	3	86%	1%
#17 Rocco Pusaleri (St Xavier)	4	58%	0%
#14 Grant Dalio (Harrison)	5	46%	0%
#27 Devin Jones (Northmont)	6	9%	0%
#23 Erick Morris (Winton Woods)	dnp	26%	0%
#37 Tristen Hatfield (Miamisburg)	dnp	3%	0%
#34 Austin Elam (Lebanon)	dnp	3%	0%
#42 Javokhir Kakhramonov (Kings)	dnp	1%	0%
#41 Andrew Fryer (Lakota West)	dnp	1%	0%
#54 Delvin Holston (Colerain)	dnp	0%	0%
#51 Zane Stephens (Butler)	dnp	0%	0%
#49 Marlon Rudolph (Elder)	dnp	0%	0%
#74 Alex Ramsey (Lakota East)	dnp	0%	0%
#75 Nate Miller (Middletown)	dnp	0%	0%

215

Wrestler	Projected	P(Qualify)	P(Win)
#3 Aiden Weimer (Springboro)	1	100%	68%
#4 Will Adkins (Archbishop Moeller)	2	99%	26%
#5 John Moyer (Centerville)	3	95%	4%
#6 Nick Lautar (Lebanon)	4	85%	1%
#15 Cooper Pion (Butler)	5	5%	0%
#17 Cohen Reip (Lakota East)	6	7%	0%
#18 Alex Stacy (Xenia)	dnp	8%	0%
#35 Souleymane Ndiaye (Mount Healthy)	dnp	1%	0%
#36 Tyler Lorenzen (Elder)	dnp	1%	0%
#45 Bryan Oh (Mason)	dnp	0%	0%
#30 Theorie Troxell (Oak Hills)	dnp	0%	0%
#44 Randy Madison (Loveland)	dnp	0%	0%
#38 Almari Byrd (Fairborn)	dnp	0%	0%
#37 Kaiden Patton (Kings)	dnp	0%	0%
#59 Myel Whitener (Princeton)	dnp	0%	0%
#63 Elijah Ludd (Middletown)	dnp	0%	0%

285

Wrestler	Projected	P(Qualify)	P(Win)
#5 Lucas Stuerenberg (Archbishop Moeller)	1	98%	74%
#11 Demetrius Stanley (Lakota East)	2	66%	7%
#10 Royce Rogers (Springfield)	3	72%	10%
#14 Donovan Gayle (Walnut Hills)	4	76%	5%
#13 Lucas Ward (Springboro)	5	53%	3%
#21 Samuel Keilholz (Miamisburg)	6	13%	0%
#24 Charlie Henson (Northmont)	dnp	9%	0%
#30 Jaiden Davis (Middletown)	dnp	6%	0%
#23 Seb Hignite (Elder)	dnp	5%	0%
#35 Gabriel Garcia (Mount Healthy)	dnp	1%	0%
#38 Jon Hendrix (Mason)	dnp	0%	0%
#41 Seth Gibson (Butler)	dnp	0%	0%
#48 Reid Byers (Fairfield)	dnp	0%	0%
#56 Anthony Ortega (Lebanon)	dnp	0%	0%
#82 Jon Civils (Princeton)	dnp	0%	0%
#73 Alex Eyrich (Turpin)	dnp	0%	0%

Place	School	Team Score	Qualifiers	Champs
1	Archbishop Moeller	202.5	9	4
2	Springboro	143	5	3
3	Elder	123.5	4	2
4	Harrison	116	5	1
5	LaSalle	80.5	2	2
6	Butler	69	2	0
6	St Xavier	69	2	1
8	Kettering Fairmont	61.5	1	0
9	Lebanon	51.5	1	0
10	Centerville	51	2	0
11	Loveland	50.5	2	0
12	Anderson	45.5	1	0
13	Lakota East	44	1	0
14	Miamisburg	42	1	0
15	Lakota West	41.5	1	0
16	Little Miami	38.5	1	0
16	Colerain	38.5	1	1
18	Hamilton	37.5	1	0
18	Middletown	37.5	1	0
20	Northmont	37	1	0
20	Xenia	37	2	0
22	Troy	34	2	0
23	Beavercreek	33	1	0
24	Edgewood (Trenton)	29.5	1	0
25	Oak Hills	29	1	0
26	Monroe	28	2	0
27	Mason	23	0	0
28	Kings	20	0	0
29	Springfield	17	1	0
30	Piqua	14.5	0	0
31	Sidney	14	1	0
31	Walnut Hills	14	1	0
33	Mount Healthy	13.5	0	0
34	Princeton	13	0	0
35	West Clermont	11	0	0
36	Belmont	8	0	0
37	Bellbrook	7	0	0
38	Northwest (Cincinnati)	6.5	0	0
38	Winton Woods	6.5	0	0
40	Milford	5	0	0
41	Sycamore	4.5	0	0
42	Fairfield	4	0	0
43	Trotwood Madison	3	0	0
44	Wayne	2.5	0	0
45	Aiken	2	0	0
45	Fairborn	2	0	0
47	Turpin	1.5	0	0
48	Stebbins	1	0	0

# DubStat

## D1 Fairmont

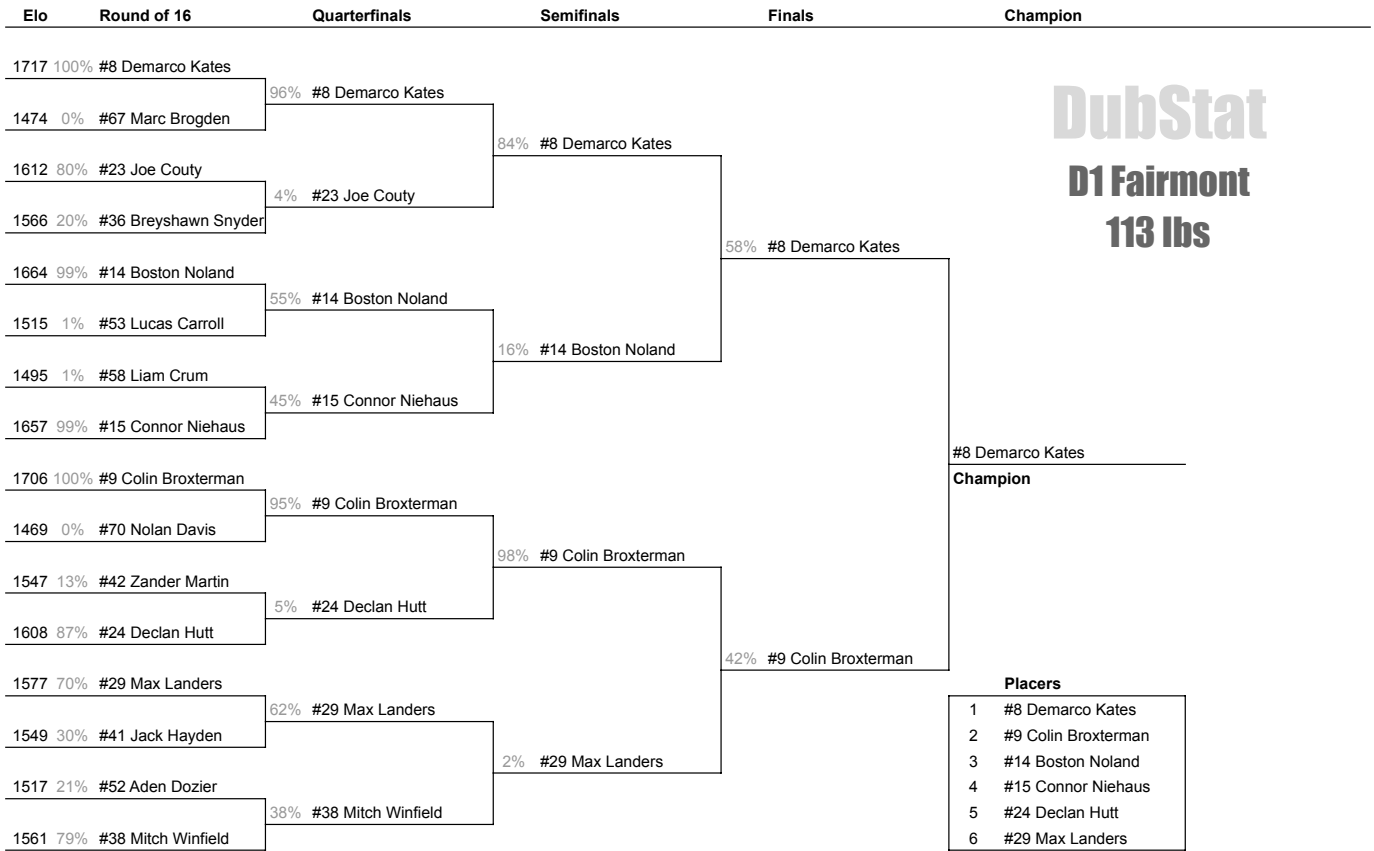
### 106 lbs



# DubStat

## D1 Fairmont

### 113 lbs



# DubStat

## D1 Fairmont

### 120 lbs



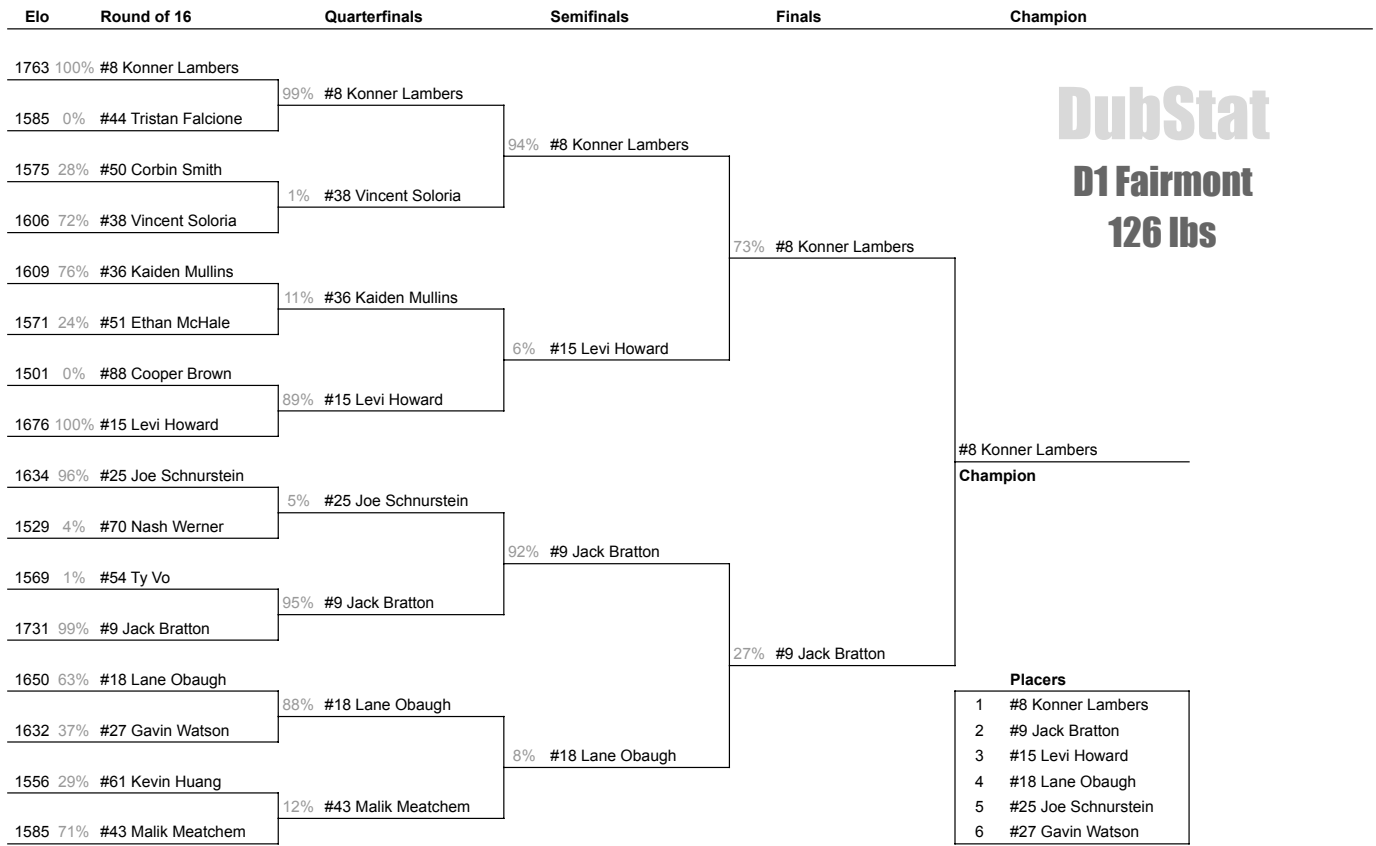
- Placers**
- #13 Caleb Curry
  - #15 Julius Knowles
  - #14 Jeremy Sibrel
  - #20 Morgan Miller
  - #16 Chazz Tallarigo
  - #27 Alijah Mohanna



# DubStat

## D1 Fairmont

### 126 lbs



# DubStat

## D1 Fairmont

### 132 lbs

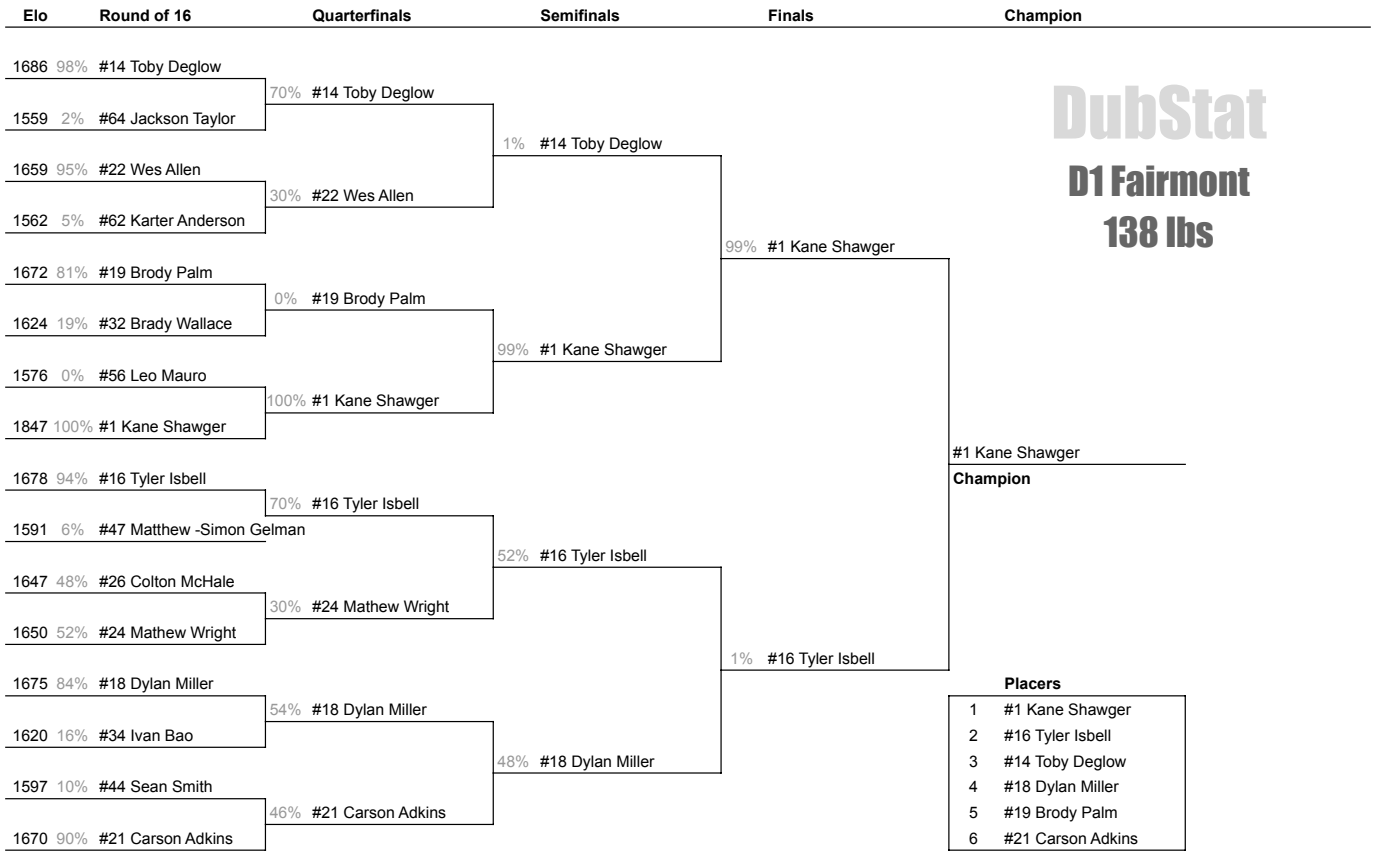




# DubStat

## D1 Fairmont

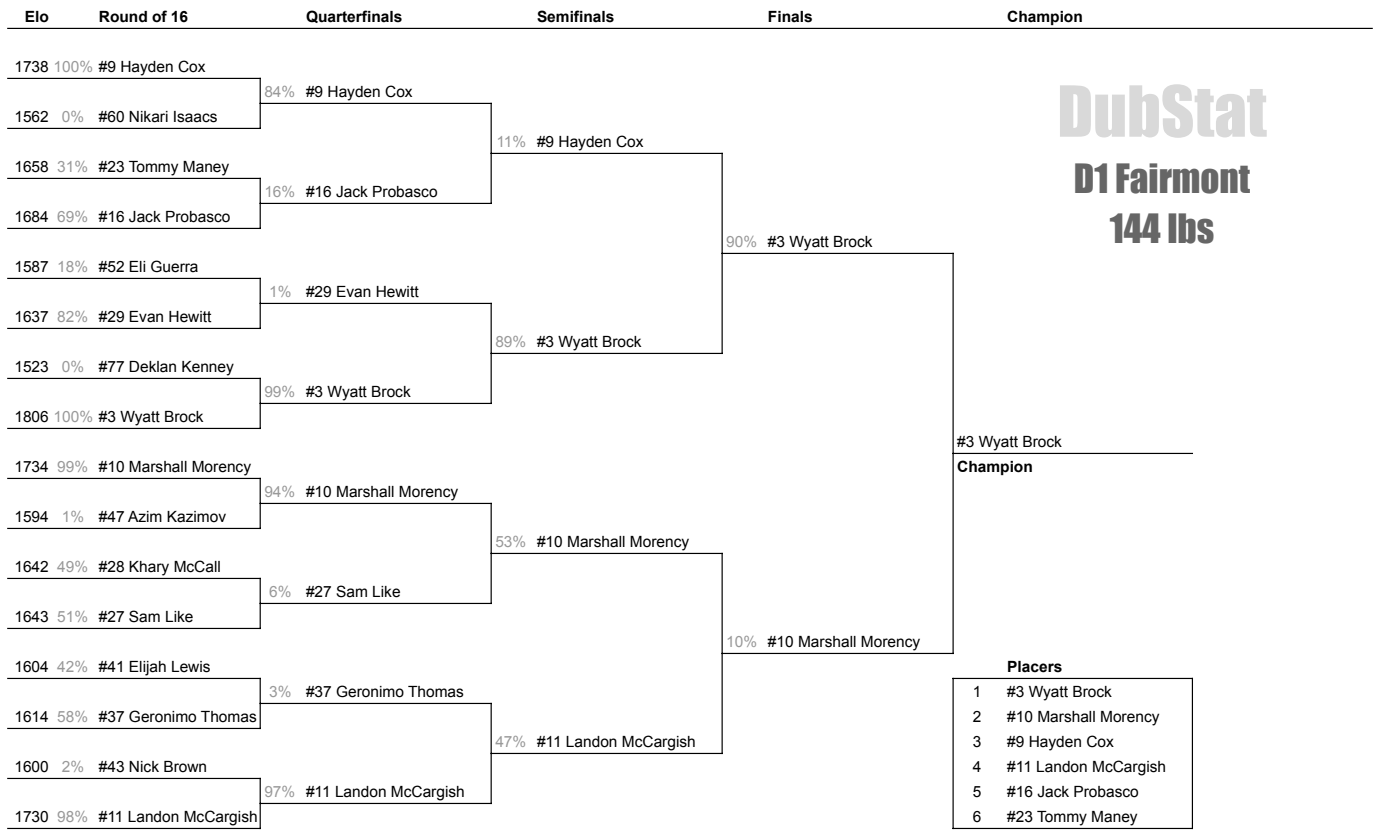
### 138 lbs



# DubStat

## D1 Fairmont

### 144 lbs



# DubStat

## D1 Fairmont

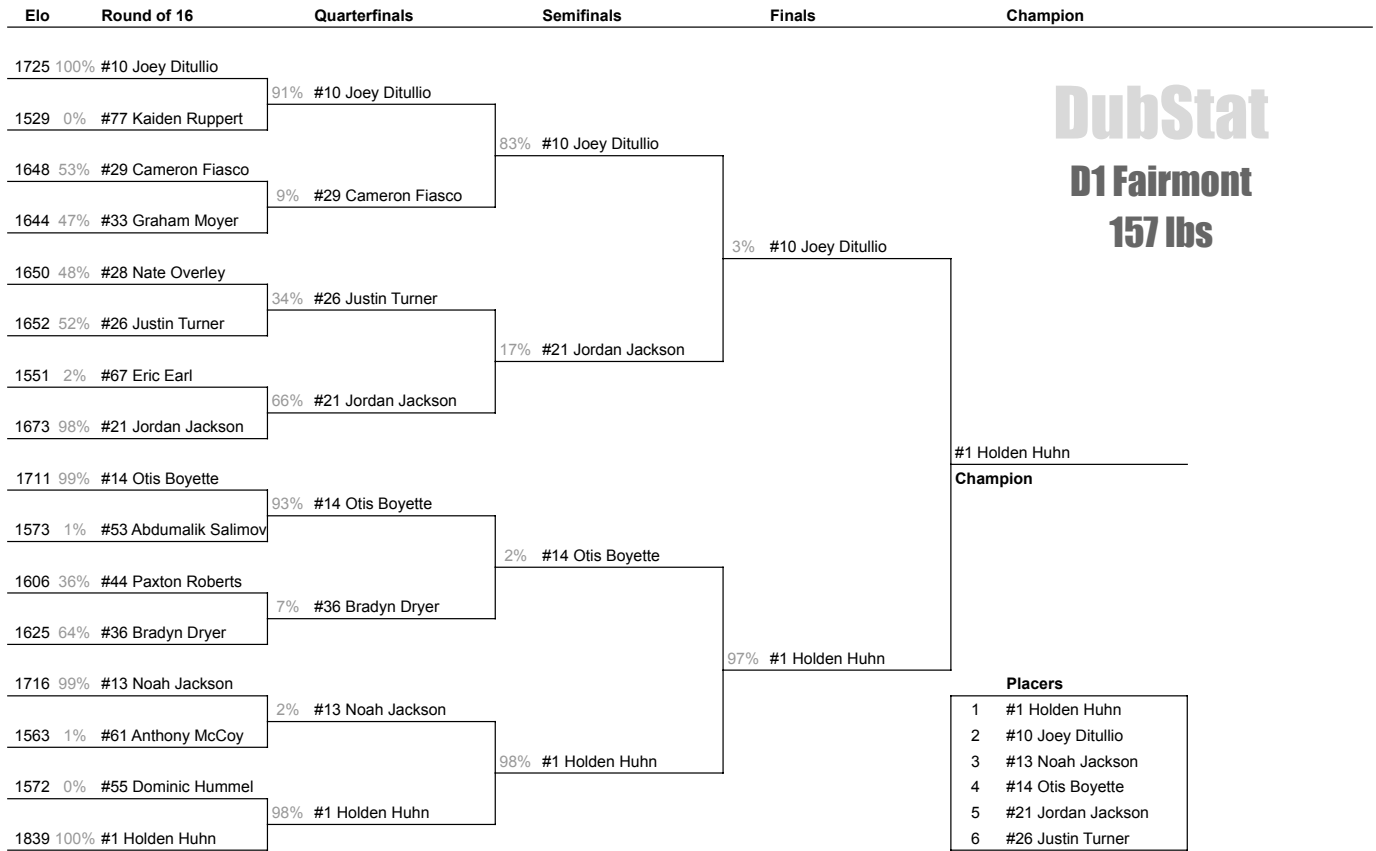
### 150 lbs



# DubStat

## D1 Fairmont


### 157 lbs



# DubStat

## D1 Fairmont

### 165 lbs



# DubStat

## D1 Fairmont

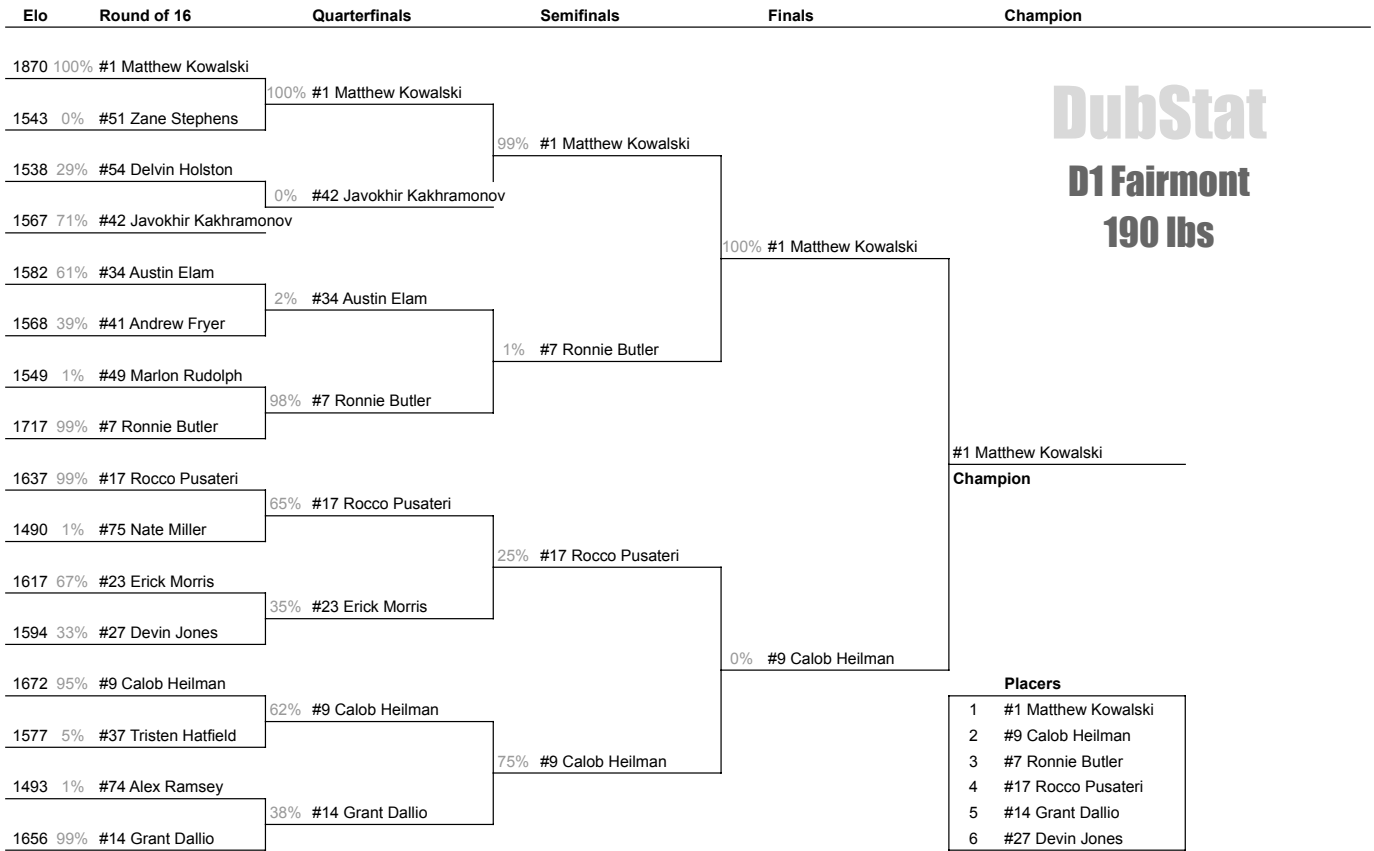
### 175 lbs



# DubStat

## D1 Fairmont

### 190 lbs



# DubStat

## D1 Fairmont

### 215 lbs





# DubStat

## D1 Fairmont

### 285 lbs

