

DubStat

March 2024

OHSAA Division 2 State Wrestling Tournament Predictions and Probabilities

Contents

1. Probability of placing at state and winning state for every wrestler
2. Projected scores, placers, and champs for the top 15 teams
3. Every bracket projected

Projected Placements - Probabilities of Placing - Probabilities of Winning

106				113				120			
Wrestler	Projected	P(Place)	P(Win)	Wrestler	Projected	P(Place)	P(Win)	Wrestler	Projected	P(Place)	P(Win)
#1 Marius Garcia (Bexley)	1	99%	57%	#1 Blake Bartos (Buckeye (Medina))	1	100%	60%	#1 Colyn Limbert (Buckeye (Medina))	1	99%	63%
#4 Aiden Ohi (Ontario)	2	92%	10%	#3 Kai Snair (Carrollton)	2	91%	6%	#2 Gradye Harding (Gallion)	2	98%	20%
#3 Landon Jenkins (Carrollton)	3	92%	12%	#2 Jacob Ohi (Ontario)	3	99%	26%	#3 Neal Krysty (Bishop Watterson)	3	95%	11%
#5 Jake Landis (Graham)	4	90%	11%	#4 Joseph Lugabihl (Wauseon)	4	79%	2%	#4 James Worthington (Fairfield Union)	4	92%	4%
#6 Dom Prosperi (Canton South)	5	86%	5%	#5 Carter Trukovich (Gallion)	5	76%	1%	#5 Alex Gonzales (Napoleon)	5	59%	1%
#8 DJ Otero (Lutheran West)	6	64%	1%	#6 Kaiden Barker (Louisville)	6	71%	1%	#7 Zavian Lafountain (Wauseon)	6	64%	0%
#7 Carter Stuckey (Wauseon)	7	74%	3%	#7 Aiden Bean (Marlington)	7	69%	1%	#6 Dareyan Egner (Franklin)	7	70%	1%
#9 Konner Blaney (Highland (Marengo))	8	49%	0%	#8 Nash Finley (Granville)	8	73%	1%	#8 Lyric Dickerson (Miami Trace)	8	54%	0%
#10 Karson Jenkins (River Valley (Caledonia))	R12	36%	0%	#9 Dawson Hudson (Logan Elm)	R12	34%	0%	#9 Anthony Sindelar (Streetsboro)	R12	48%	0%
#12 Justice Fisher (Beaver)	R12	33%	0%	#10 Tristen Eckles (East Liverpool)	R12	33%	0%	#10 Nile Abuhli (Indian Valley)	R12	39%	0%
#14 Cody Carpenter (Girard)	R12	30%	0%	#12 Harrison Bohls (Napoleon)	R12	21%	0%	#11 Peyton Costa (Granville)	R12	25%	0%
#15 Cash Owen (Sheridan)	R12	19%	0%	#14 Vitaly Cristo (Indian Hill)	R12	18%	0%	#12 Micheal Thomas (Madison Comprehensive)	R12	19%	0%
#11 Heath Norris (Clyde)	R16	18%	0%	#13 Greyson Conyers (Bishop Watterson)	R16	15%	0%	#15 Colton Rhoads (Louisville)	R16	15%	0%
#19 Cooper Buck (Benjamin Logan)	R16	9%	0%	#17 Daniel McGarr (Claymont)	R16	10%	0%	#13 Mark Mueller (Minerva)	R16	12%	0%
#16 Bryden Spellacy (Padua Franciscan)	R16	8%	0%	#16 Brandon Day (Shawnee (Springfield))	R16	7%	0%	#20 Christian Osbourne (St Vincent St Mary)	R16	5%	0%
#25 Braiden McGinnis (Jackson)	R16	1%	0%	#18 Renzo Tello (Canton South)	R16	6%	0%	#18 Jadon Gyan (Butler)	R16	5%	0%

126				132				138			
Wrestler	Projected	P(Place)	P(Win)	Wrestler	Projected	P(Place)	P(Win)	Wrestler	Projected	P(Place)	P(Win)
#1 Kolten Barker (Louisville)	1	93%	23%	#1 Cannan Smith (Chillicothe)	1	97%	38%	#1 James Lindsay (Bishop Watterson)	1	97%	33%
#2 Josiah Puller (Wilmington)	2	93%	29%	#2 Aiden King (Bishop Hartley)	2	97%	24%	#2 Mason Turnbaugh (Ontario)	2	97%	29%
#3 Tate Hisey (Memorial (St Marys))	3	93%	20%	#3 Adam Heckman (Howland)	3	94%	20%	#3 Josh Carman (Carrollton)	3	97%	24%
#4 Joseph Curry (Bishop Watterson)	4	82%	7%	#4 Mason Ducat (Defiance)	4	90%	10%	#4 Tyler Scharrer (Canfield)	4	92%	9%
#5 Leroy Steagall (Indian Valley)	5	88%	13%	#5 Tyson Spicer (New Lexington)	5	75%	3%	#5 Hayden Hughes (Graham)	5	76%	3%
#7 Wyatt Nemitz (Perkins)	6	52%	2%	#7 Michael Kenney (Chaminade-Julienne)	6	57%	1%	#6 Cal Beadling (Steubenville)	6	55%	1%
#8 Travis Bucklew (Vinton County)	7	66%	3%	#6 Robert Buchheit (Beaver)	7	70%	2%	#8 Jonathon Bissell (Jefferson Area)	7	60%	1%
#8 Gavin Hoover (Logan Elm)	8	51%	0%	#8 Tucker Campbell (Franklin)	8	50%	0%	#9 Skyler Kirk (Elida)	8	47%	0%
#10 Blaine Demarco (Graham)	R12	43%	0%	#9 Dylan Hart (CVCA)	R12	42%	0%	#7 Austin McKee (Buckeye (Medina))	R12	46%	0%
#9 Devion Coffin (Benedictine)	R12	42%	1%	#10 Giovanni Dunic (Padua Franciscan)	R12	41%	0%	#11 Garrett Meador (Oakwood)	R12	38%	0%
#11 Tristan Jackson (Bedford)	R12	40%	1%	#11 Joey Brooklehurst (Minerva)	R12	27%	0%	#12 Taggart Wade (St Vincent St Mary)	R12	25%	0%
#12 Roman Cordoba (Napoleon)	R12	29%	0%	#13 Romeo Cordoba (Napoleon)	R12	24%	0%	#10 Jordan Cook (Wauseon)	R12	24%	0%
#13 Kasey Clark (Highland (Marengo))	R16	12%	0%	#14 Antonio Torres (Wauseon)	R16	16%	0%	#13 Tyler Ulmer (New Philadelphia)	R16	27%	0%
#14 Levi Pidgeon (Carrollton)	R16	7%	0%	#15 Micah Krieger (Graham)	R16	12%	0%	#19 Evan Carpenter (Benjamin Logan)	R16	8%	0%
#17 Bradyn Wolfe (Northwest (Canal Fulton))	R16	7%	0%	#18 Aric Criss (Louisville)	R16	5%	0%	#18 Konner Dauch (Bellevue)	R16	6%	0%
#19 Dawson Brimmer (Clyde)	R16	3%	0%	#21 Ben Jacobs (Bellevue)	R16	2%	0%	#17 Dominic Bates (John Glenn)	R16	4%	0%

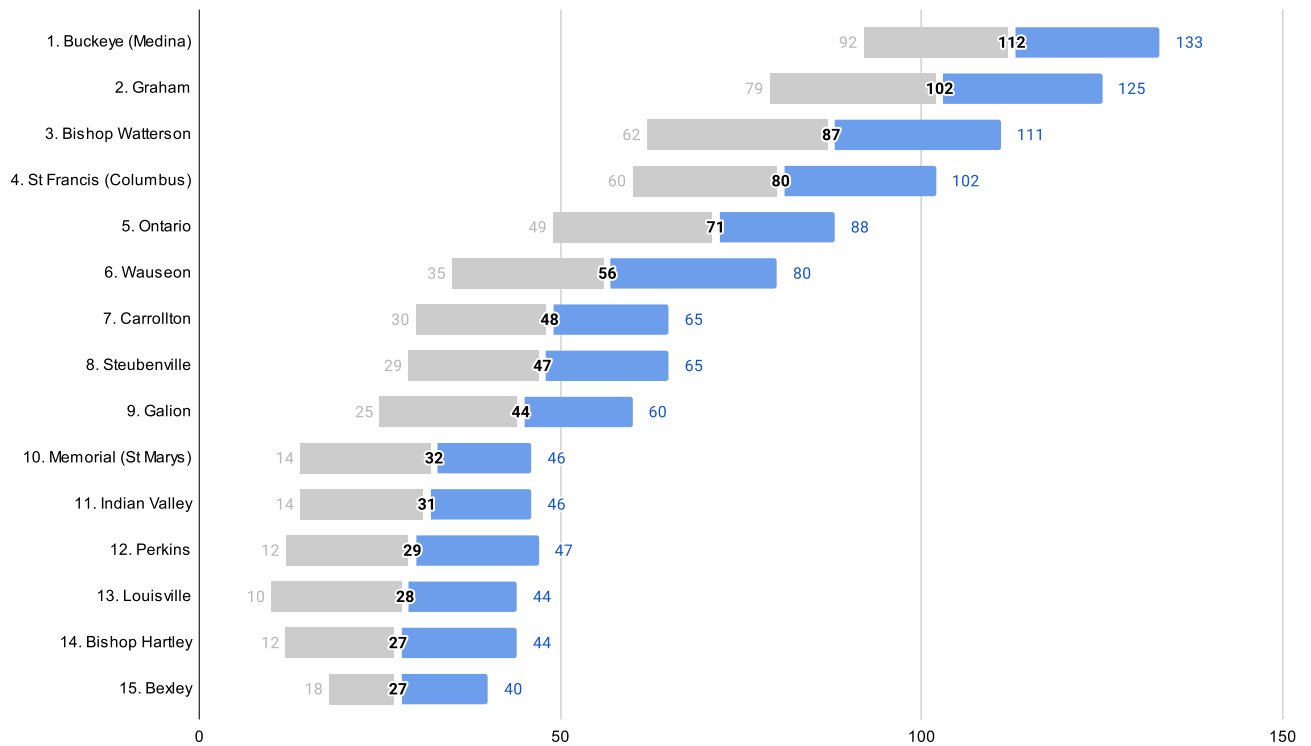
144				150				157			
Wrestler	Projected	P(Place)	P(Win)	Wrestler	Projected	P(Place)	P(Win)	Wrestler	Projected	P(Place)	P(Win)
#1 Brogan Tucker (Graham)	1	100%	81%	#1 Brody Saccoccia (Steubenville)	1	100%	58%	#1 PJ Murphy (Reading)	1	99%	46%
#2 Loudan Dixon (West Holmes)	2	95%	6%	#3 Bronson Hertenstein (Memorial (St Marys))	2	93%	9%	#2 Kaden King (Buckeye (Medina))	2	98%	27%
#3 Cael Gilmore (Highland (Marengo))	3	90%	3%	#2 Mitchell Younger (Bishop Watterson)	3	98%	26%	#3 Lance Overmyer (Clyde)	3	80%	6%
#4 Benicio Torres (Wauseon)	4	96%	5%	#4 Tristan Craddock (Cloverleaf)	4	82%	3%	#4 Savier Faulks (Steubenville)	4	83%	7%
#5 Danny Beckett (Buckeye (Medina))	5	96%	4%	#5 Collyn Reedy (Sheridan)	5	77%	2%	#5 Joel Welch (St Francis (Columbus))	5	84%	8%
#6 Cooper Smith (Steubenville)	6	60%	0%	#7 Collin Isaac (Tippecanoe)	6	66%	1%	#6 Cooper Rathburn (Bishop Hartley)	6	63%	2%
#7 Ethan Kuhns (Jonathan Alder)	7	71%	0%	#6 Luke Kaiser (Athens)	7	71%	1%	#8 Ryan Chafins (Beaver)	7	57%	0%
#9 Owen Edwards (John Glenn)	8	56%	0%	#8 Gage Murphy (Reading)	8	47%	0%	#9 Rylan Hurler (St Vincent St Mary)	8	52%	0%
#8 Joey Kana (Salem)	R12	32%	0%	#9 CJ Fisher (Clyde)	R12	42%	0%	#10 Braydon Cox (Kenton Ridge)	R12	51%	0%
#13 Luke Hangan (Bishop Watterson)	R12	21%	0%	#10 Aidan Rush (St Francis (Columbus))	R12	34%	0%	#7 Kyle Vencill (Edgewood (Ashtabula))	R12	47%	1%
#16 Harrison Ratliff (New Lexington)	R12	16%	0%	#13 Ian Bee (Tallmadge)	R12	22%	0%	#12 Anthony Hunt (Kenton)	R12	29%	0%
#15 Aiden Kyser (Vermilion)	R12	13%	0%	#12 Aidan Jones (Revere)	R12	22%	0%	#11 Talan Bailey (Philo)	R12	27%	0%
#15 Zach Greber (Celina)	R16	29%	0%	#11 Braxden Martin (Perkins)	R16	24%	0%	#18 Cole Dille (Ontario)	R16	10%	0%
#19 Johnny Beltz (Alliance)	R16	15%	0%	#15 Malachi McCullough (Washington (Wash CH))	R16	11%	0%	#13 Malik Quiles (Hughes Center)	R16	9%	0%
#14 Antonio Hobbs (Benedictine)	R16	5%	0%	#17 Layne Settle (Urbana)	R16	6%	0%	#17 Izaiah Siler (Madison)	R16	6%	0%
#17 Carl Laverdiere (Bexley)	R16	5%	0%	#19 Ethan Bartlett (West Geauga)	R16	6%	0%	#22 Etnie Richardson (New Philadelphia)	R16	5%	0%

165				175				190			
Wrestler	Projected	P(Place)	P(Win)	Wrestler	Projected	P(Place)	P(Win)	Wrestler	Projected	P(Place)	P(Win)
#1 Kaiyon McKinney (Perkins)	1	96%	34%	#1 Gunner Cramblett (Graham)	1	100%	80%	#1 Eddie Neitenbach (Buckeye (Medina))	1	100%	83%
#3 Michael Boyle (Bishop Watterson)	2	90%	21%	#2 Steven Duffy (Woodridge)	2	97%	9%	#2 Lincoln Shulaw (St Francis (Columbus))	2	100%	14%
#2 Cohen Bunting (John Glenn)	3	93%	23%	#3 Andrew Barford (St Francis (Columbus))	3	95%	5%	#3 Chett Mannier (Graham)	3	96%	2%
#4 Bryce Kohler (Graham)	4	76%	5%	#4 Hunter Dietrich (Minerva)	4	87%	4%	#4 Logan Niceswanger (Morgan)	4	89%	1%
#5 Quinn Callock (Alliance)	5	78%	7%	#5 Aiden Strahler (Warren)	5	74%	1%	#5 Austin Kovar (Wauseon)	5	80%	0%
#7 Steven Davis (Gallia Academy)	6	50%	2%	#6 Christopher Maloney (Benedictine)	6	69%	0%	#7 Jackson Eddy (Alliance)	6	63%	0%
#6 Anthony Kroninger (Jonathan Alder)	7	62%	2%	#7 Wyatt Buehl (Wapakoneta)	7	72%	1%	#6 Muhammad Jallaq (Bexley)	7	63%	0%
#8 Dillon Badiu (Buckeye (Medina))	8	53%	1%	#9 Gabriel Morgan (Beaver)	8	57%	0%	#10 Tristan Britch (Bloom Carroll)	8	35%	0%
#9 Zachary Lopez (St Francis (Columbus))	R12	46%	2%	#8 Ayden Wilson (Rossford)	R12	52%	0%	#9 Porter Rick (River Valley (Caledonia))	R12	41%	0%
#10 Justin Cox (Beaver)	R12	45%	1%	#11 Aiden Stecker (Salem)	R12	28%	0%	#8 Henry Eggers (Napoleon)	R12	30%	0%
#11 Luke Schlosser (Clear Fork)	R12	40%	1%	#16 Cole Hines (Gallia Academy)	R12	15%	0%	#12 Logan McClellan (Tri-Valley)	R12	26%	0%
#12 Noah Blough (Madison)	R12	34%	0%	#15 Gabe Miller (Canfield)	R12	11%	0%	#13 Luke McMillon (Indian Creek)	R12	23%	0%
#15 Jace Love (Butler)	R16	15%	0%	#17 Kameron Larson (Benjamin Logan)	R16	19%	0%	#11 Alex Hackwelder (Hubbard)	R16	34%	0%
#14 Bradley Spencer (Morgan)	R16	10%	0%	#12 Landon Froehlich (Buckeye Valley)	R16	12%	0%	#14 Christopher Mijavec (Howland)	R16	13%	0%
#13 Devin Shaw-Mason (Padua Franciscan)	R16	10%	0%	#18 Zach Yordy (Badin)	R16	10%	0%	#19 James Hodge (Butler)	R16	4%	0%
#20 Ian Martin (Wauseon)	R16	2%	0%	#21 Jay Zang (Bishop Hartley)	R16	2%	0%	#18 Brayden Bernard (Philo)	R16	3%	0%

215				285			
Wrestler	Projected	P(Place)	P(Win)	Wrestler	Projected	P(Place)	P(Win)
#1 Max Shulaw (St Francis (Columbus))	1	100%	93%	#1 Carter Stack (Oakwood)	1	98%	35%
#2 Landon Campbell (Ontario)	2	95%	4%	#2 Alex Griffith (Gallion)	2	90%	18%
#3 Jaxon Burcher (Indian Valley)	3	86%	1%	#3 Will Greenberg (Hawken)	3	94%	27%
#4 Jace Knous (Wapakoneta)	4	87%	1%	#5 Jeffery Blair (Chaminade-Julienne)	4	77%	7%
#5 Elijah Groh (Clinton Massie)	5	91%	1%	#6 Nick Bowser (Hubbard)	5	68%	4%
#8 Isaac Griffith (Girard)	6	51%	0%	#7 Aiden Mozden (Alliance)	6	78%	3%
#7 Bryce Wheatley (Notre Dame Cathedral Latin)	7	73%	1%	#9 Isaac Lehman (Napoleon)	7	68%	1%
#9 Grant Miller (West Holmes)	8	49%	0%	#10 Garrett Dillon-Rine (New Philadelphia)	8	52%	1%
#11 Karyr Armstrong (Warren)	R12	48%	0%	#8 Keegan Jacks (Lakewood (Hebron))	R12	54%	2%
#10 Chase Payne (London)	R12	37%	0%	#11 Ian Rutherford (Granville)	R12	45%	1%
#12 Andy Vanscoy (St Vincent St Mary)	R12	37%	0%	#12 Vince Luce (Canfield)	R12	26%	0%
#14 Kian Barton (John Glenn)	R12	10%	0%	#18 Brady Rohrer (Washington (Wash CH))	R12	10%	0%
#13 Adam West (Perkins)	R16	21%	0%	#13 Dominic Kroninger (Jonathan Alder)	R16	21%	0%
#19 Cooper Plon (Butler)	R16	7%	0%	#15 Ethan Hill (McClain)	R16	12%	0%
#18 Phillip Malone (Bedford)	R16	7%	0%	#19 Aedan Nicol (Lexington)	R16	6%	0%
#21 Braydon Isaacs (Franklin)	R16	2%	0%	#26 Conner Green (Logan Elm)	R16	0%	0%

Place	School	Team Scores				State Placers		State Champions		Odds	
		Epected	Projected	Low	High	Expected	Projected	Expected	Projected	P(Win)	P(2nd)
1	Buckeye (Medina)	112	115	92	133	5.9	6	2.4	3	71%	25%
2	Graham	102	110	79	125	5.9	6	1.8	2	28%	49%
3	Bishop Watterson	87	97	62	111	5.0	5	1.0	1	4%	19%
4	St Francis (Columbus)	80	80	60	102	4.6	4	1.2	1	0%	7%
5	Ontario	71	81	49	88	3.9	4	0.7	0	0%	1%
6	Wauseon	56	58	35	80	4.4	5	0.1	0	0%	0%
7	Carrollton	48	57	30	65	2.9	3	0.4	0	0%	0%
8	Steubenville	47	55	29	65	3.0	4	0.7	1	0%	0%
9	Galion	44	54	25	60	2.6	3	0.4	0	0%	0%
10	Memorial (St Marys)	32	38	14	46	1.9	2	0.3	0	0%	0%
11	Indian Valley	31	33	14	46	2.1	2	0.1	0	0%	0%
12	Perkins	29	35	12	47	1.9	2	0.4	1	0%	0%
13	Louisville	28	34	10	44	1.8	2	0.2	1	0%	0%
14	Bishop Hartley	27	32	12	44	1.6	2	0.3	0	0%	0%
15	Bexley	27	31	18	40	1.7	2	0.6	1	0%	0%

Expected Team Scores



Notes:

1. 'Projected' team scores, placers, and champs are based off of each wrestler's projected state placement (found on previous page)
2. 'Expected' team scores, placers, and champs are the weighted average values from thousands of state tournament simulations
1. 'Low to High' range for team scores represents at 90% confidence interval (i.e. there is a 10% chance their score falls outside of this range)

DubStat

Division 2

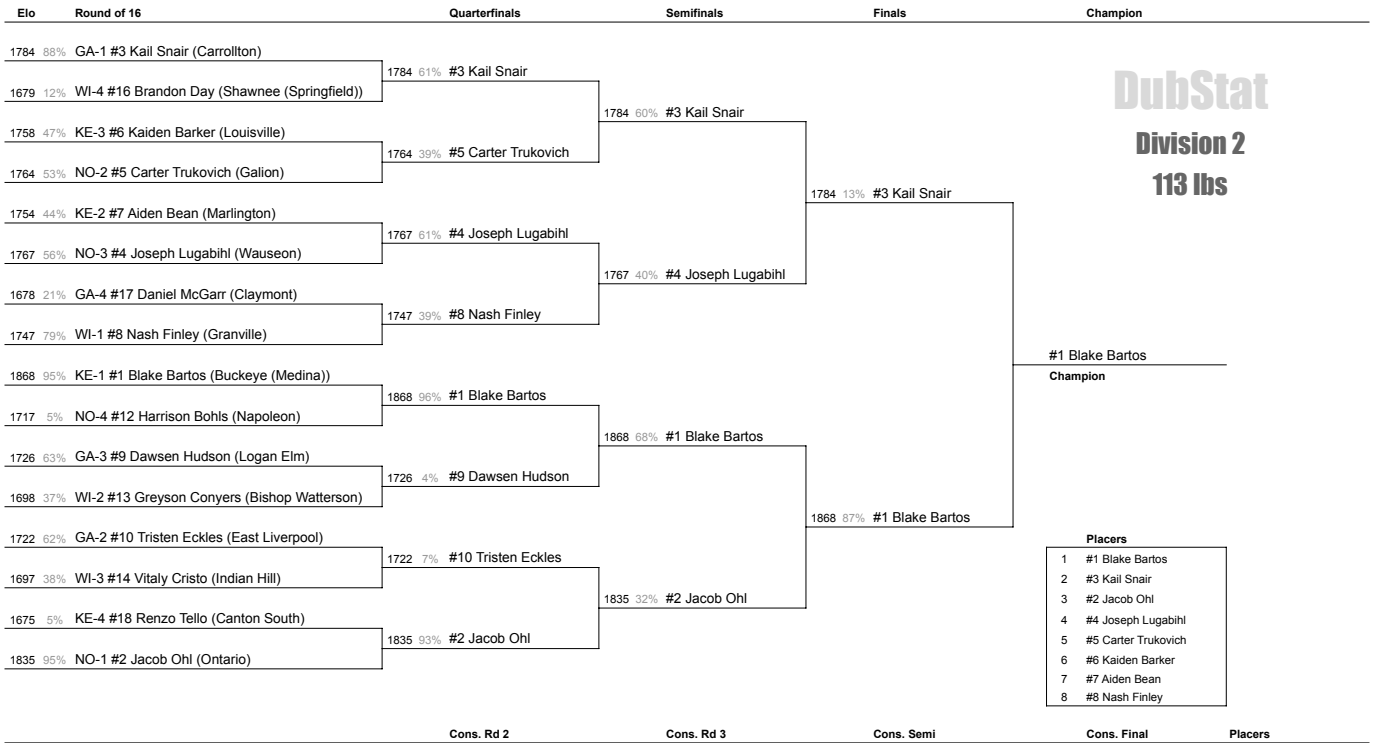
106 lbs



DubStat

Division 2

113 lbs



Elo Round of 16 Quarterfinals Semifinals Finals Champion

DubStat

Division 2

120 lbs



- Placers**
- #1 Colyn Limbert
 - #2 Gradey Harding
 - #3 Neal Krysty
 - #4 James Worthington
 - #5 Alex Gonzales
 - #7 Zavian Lafountain
 - #6 Dareyan Egner
 - #8 Lyric Dickerson

Cons. Rd 2 Cons. Rd 3 Cons. Semi Cons. Final Placers




Elo Round of 16 Quarterfinals Semifinals Finals Champion

DubStat

Division 2


126 lbs



#1 Kolten Barker
Champion

- Placers**
- #1 Kolten Barker
 - #2 Josiah Puller
 - #3 Tate Hisey
 - #4 Joseph Curry
 - #5 Leroy Steagall
 - #7 Wyatt Nemitz
 - #6 Travis Bucklew
 - #8 Gavin Hoover

Cons. Rd 2 Cons. Rd 3 Cons. Semi Cons. Final Placers



Elo Round of 16 Quarterfinals Semifinals Finals Champion



DubStat


Division 2

132 lbs

#1 Cannan Smith
Champion

- Placers**
- 1 #1 Cannan Smith
 - 2 #2 Aiden King
 - 3 #3 Adam Heckman
 - 4 #4 Mason Ducat
 - 5 #5 Tyson Spicer
 - 6 #7 Michael Kenney
 - 7 #6 Robert Buchheit
 - 8 #8 Tucker Campbell

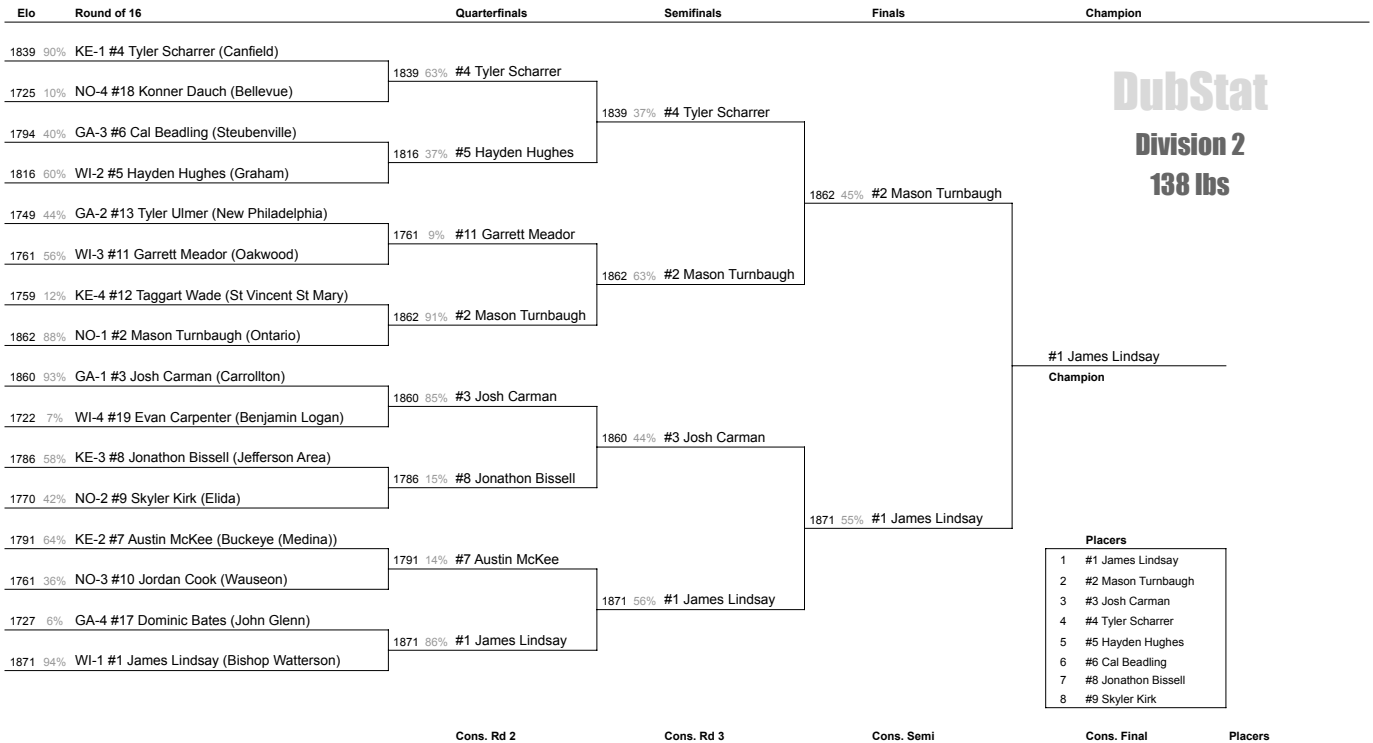
Cons. Rd 2 Cons. Rd 3 Cons. Semi Cons. Final Placers



DubStat

Division 2

138 lbs



Elo Round of 16 Quarterfinals Semifinals Finals Champion



DubStat

Division 2

144 lbs

- #1 Brogan Tucker**
Champion
- Placers**
- 1 #1 Brogan Tucker
 - 2 #2 Louden Dixon
 - 3 #3 Cael Gilmore
 - 4 #4 Benicio Torres
 - 5 #5 Danny Beckett
 - 6 #6 Cooper Smith
 - 7 #7 Ethan Kuhns
 - 8 #9 Owen Edwards

Cons. Rd 2 Cons. Rd 3 Cons. Semi Cons. Final Placers



- #3 Cael Gilmore**
3rd Place
- #5 Danny Beckett**
5th Place
- #7 Ethan Kuhns**
7th Place

DubStat

Division 2

157 lbs



- Placers**
- #1 PJ Murphy
 - #2 Kaden King
 - #3 Lance Overmyer
 - #4 Savier Faulks
 - #5 Joel Welch
 - #6 Cooper Rathburn
 - #8 Ryan Chafins
 - #9 Rylan Hurley



Elo Round of 16 Quarterfinals Semifinals Finals Champion

DubStat

Division 2

165 lbs



#1 Kaiyon McKinney
Champion

- Placers**
- #1 Kaiyon McKinney
 - #3 Michael Boyle
 - #2 Cohen Bunting
 - #4 Bryce Kohler
 - #5 Quinn Callock
 - #7 Steven Davis
 - #6 Anthony Kroninger
 - #8 Dillon Badiu

Cons. Rd 2 Cons. Rd 3 Cons. Semi Cons. Final Placers



Elo Round of 16 Quarterfinals Semifinals Finals Champion

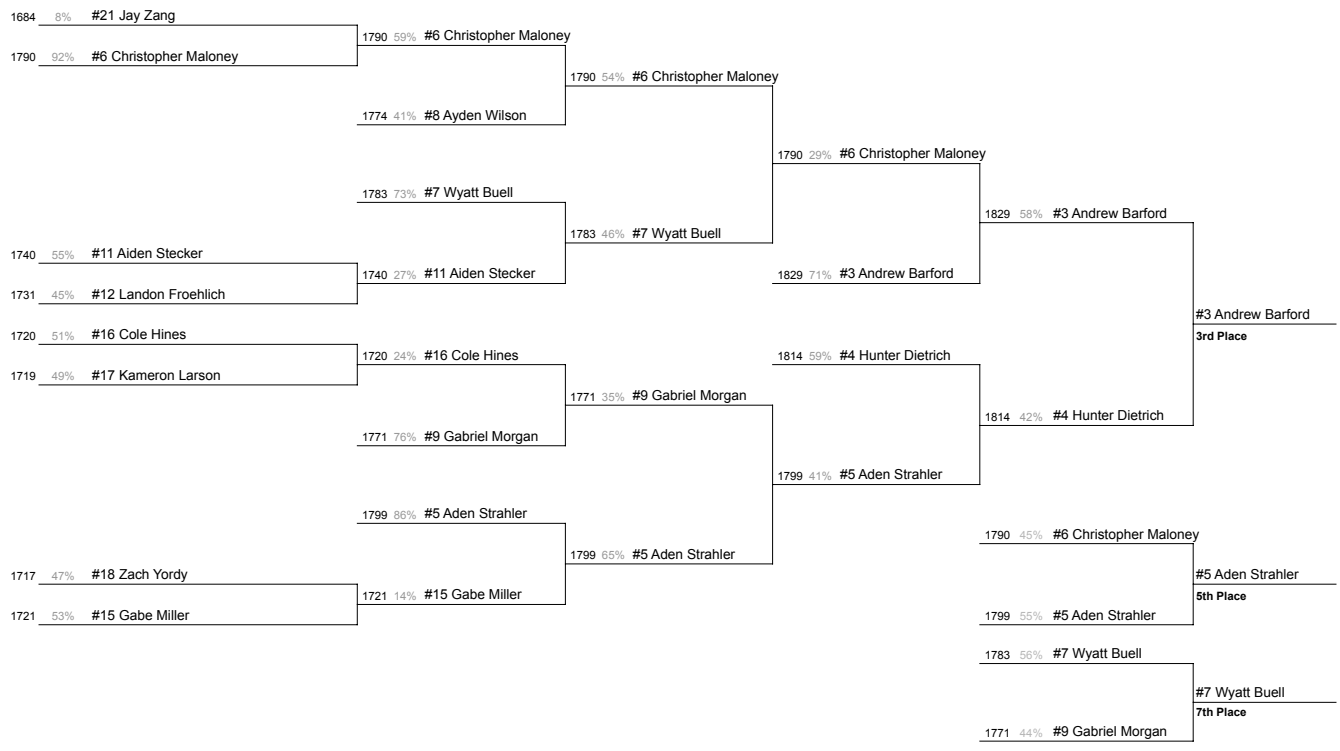
DubStat

Division 2

175 lbs



Cons. Rd 2 Cons. Rd 3 Cons. Semi Cons. Final Placers



DubStat

Division 2

190 lbs



- Placers**
- 1 #1 Eddie Neitenbach
 - 2 #2 Lincoln Shulaw
 - 3 #3 Chett Mannier
 - 4 #4 Logan Niceswanger
 - 5 #5 Austin Kovar
 - 6 #7 Jackson Eddy
 - 7 #6 Muhammad Jallaq
 - 8 #10 Tristan Britch



- Placers**
- #3 Chett Mannier
3rd Place
 - #5 Austin Kovar
5th Place
 - #6 Muhammad Jallaq
7th Place

Elo Round of 16 Quarterfinals Semifinals Finals Champion

DubStat

Division 2

215 lbs



#1 Max Shulaw
Champion

- Placers**
- 1 #1 Max Shulaw
 - 2 #2 Landon Campbell
 - 3 #3 Jaxon Burcher
 - 4 #4 Jace Knous
 - 5 #5 Elijah Groh
 - 6 #8 Isaac Griffith
 - 7 #7 Bryce Wheatley
 - 8 #9 Grant Miller

Cons. Rd 2 Cons. Rd 3 Cons. Semi Cons. Final Placers



#3 Jaxon Burcher
3rd Place

#5 Elijah Groh
5th Place

#7 Bryce Wheatley
7th Place

DubStat

Division 2

285 lbs



- Placers**
- #1 Carter Stack
 - #2 Alex Griffith
 - #3 Will Greenberg
 - #5 Jeffery Blair
 - #6 Nick Bowser
 - #7 Aiden Mozden
 - #9 Isaac Lehman
 - #10 Garrett Dillon-Rine

