

DubStat

February 2024

D3 Heath District Tournament Prediction Report

1. Probabilities of qualifying to state and winning Districts for every wrestler
2. Projected Team Scores, state qualifiers, and district champs
3. Every bracket projected

Projected Placements

Probability of Qualifying to State

Probability of Winning Districts

106

Wrestler	School	Projected	P(Qualify)	P(Win)
#6 Nolan Fraley	Mechanicsburg	1	99%	66%
#10 Jesse Pemberton	Caldwell	2	94%	26%
#16 Jerred Moyer	Tuscarawas Valley	3	60%	3%
#17 Brady Speakman	Westfall	4	63%	3%
#19 Carter Thomas	Northmor	5	51%	2%
#27 Cory Climer	Centerburg	6	18%	0%
#31 Aden Breniser	Huntington	dnf	9%	0%
#38 Easton Stephen	Barnesville	dnf	3%	0%
#39 Anthony Unger	Utica	dnf	3%	0%
#48 Cole Rogers	Union Local	dnf	0%	0%
#46 Aidan Douglas	Sandy Valley	dnf	0%	0%
#49 Aiden Cervantes	Elgin	dnf	0%	0%
#60 Rocco Castricone	Mount Gilead	dnf	0%	0%
#62 Charles Thompson	Martins Ferry	dnf	0%	0%
#59 Brayden Jensen	Meadowbrook	dnf	0%	0%
#65 Parker Frakes	Liberty Union	dnf	0%	0%

113

Wrestler	School	Projected	P(Qualify)	P(Win)
#10 Johnathan Huntsman	Barnesville	1	97%	66%
#18 Brady Carr	Northmor	2	72%	10%
#17 Asher Crissey	Sandy Valley	3	72%	13%
#25 Camryn Runyon	Mechanicsburg	4	68%	6%
#22 Gavin Bolock	Union Local	5	48%	4%
#32 Dylan Compton	Cardington-Lincoln	6	19%	1%
#34 Robert Weekley	Bridgeport	dnf	9%	0%
#37 Cody Welch	Caldwell	dnf	8%	0%
#38 Silas Simpson	Martins Ferry	dnf	6%	0%
#40 Brady Esteph	Northridge (Johnstown)	dnf	3%	0%
#51 Bradyn Carnahan	Heath	dnf	0%	0%
#54 Noah Matthews	Centerburg	dnf	0%	0%
#47 Drake Givens	Edison (Richmond)	dnf	0%	0%
#62 Russell Milliken	Nelsonville-York	dnf	0%	0%
#68 Jack Fletcher	Utica	dnf	0%	0%
#71 Noah Furniss	Westfall	dnf	0%	0%

120

Wrestler	School	Projected	P(Qualify)	P(Win)
#6 Tristen Rossiter	Shenandoah	1	98%	80%
#15 Evan Natale	Sandy Valley	2	77%	9%
#19 Bryson Campfield	Westfall	3	43%	3%
#23 Ethan Amens	Northmor	4	47%	2%
#20 Tanner Allen	Alexander	5	52%	3%
#28 Jase Mahoney	Martins Ferry	6	27%	1%
#27 Malaki Linton-Weisam	Wellston	dnf	34%	1%
#30 Aydan Andrews	Barnesville	dnf	8%	0%
#33 Jacob Durr	Amanda-Clearcreek	dnf	6%	0%
#40 Grant Vasey	Bellaire	dnf	5%	0%
#49 Evan Dickey	Meadowbrook	dnf	1%	0%
#51 Zachary Ellis	North Union	dnf	0%	0%
#64 Karson Thomas	Elgin	dnf	0%	0%
#75 Julius McLaughlin	Centerburg	dnf	0%	0%
#73 Connor Shultz	Mechanicsburg	dnf	0%	0%
#83 Isaac Bell	Grandview Heights	dnf	0%	0%

126

Wrestler	School	Projected	P(Qualify)	P(Win)
#8 Colt Carpenter	Barnesville	1	93%	43%
#18 Holden Hodgson	Nelsonville-York	2	74%	13%
#10 Jordan Noble	Bridgeport	3	91%	37%
#22 Davyn Kunkie	Shenandoah	4	59%	3%
#24 Bo Sweetman	Bishop Ready	5	34%	2%
#40 Jordan Burrows	Malvern	6	6%	0%
#33 Trent Rooke	Fredericktown	dnf	26%	1%
#42 Brodi Hardesty	Ridgewood	dnf	8%	0%
#41 Owen Williams	Northridge (Johnstown)	dnf	4%	0%
#50 Bo Williams	Westfall	dnf	2%	0%
#48 Sean Murphy	Pleasant	dnf	1%	0%
#63 Briceson Cline	Waterford	dnf	0%	0%
#70 Kannon Alvarado	North Union	dnf	0%	0%
#61 Chris Hermann	Catholic Central (Stuebenville)	dnf	0%	0%
#69 Landon Schrader	Elgin	dnf	0%	0%
#80 Colin Beck	Northmor	dnf	0%	0%

132

Wrestler	School	Projected	P(Qualify)	P(Win)
#5 Cowin Becker	Northmor	1	97%	65%
#7 Zane Pickertrell	Zane Trace	2	90%	23%
#11 Brian Luff	Newark Catholic	3	50%	5%
#19 Rees Lowm	Amanda-Clearcreek	4	37%	0%
#12 Christian Browning	Crooksville	5	65%	6%
#24 Jacob Roblero	Meigs	6	26%	0%
#23 Braylon Books	Garaway	dnf	28%	0%
#42 Jonah Yohman	Edison (Richmond)	dnf	3%	0%
#39 Greyson Haycook	Pleasant	dnf	2%	0%
#49 Brayden Trigg	Barnesville	dnf	1%	0%
#48 Miguel Jauregui	Catholic Central (Stuebenville)	dnf	1%	0%
#55 Braxton Ankrum	Northridge (Johnstown)	dnf	0%	0%
#63 Jonah Gribben	Centerburg	dnf	0%	0%
#65 Keenan Lucey	Martins Ferry	dnf	0%	0%
#72 Caden Wilcox	Elgin	dnf	0%	0%
#85 Brody Chandler	Caldwell	dnf	0%	0%

138

Wrestler	School	Projected	P(Qualify)	P(Win)
#3 Dakota King	Barnesville	1	100%	88%
#17 Mitchell Tetreault	Garaway	2	79%	4%
#9 Christopher Marshall	Centerburg	3	88%	8%
#24 Colton Long	Elgin	4	45%	0%
#27 Xavier Cunningham	Trimble	5	24%	0%
#29 Tyler Wiseman	Tuscarawas Valley	6	16%	0%
#35 Connor Hackenberry	West Jefferson	dnf	19%	0%
#31 Jacob Hammer	Crooksville	dnf	18%	0%
#37 Mason Colvin	Ridgewood	dnf	7%	0%
#49 Alex Ney	Bellaire	dnf	2%	0%
#52 Jimmy Landis	Liberty Union	dnf	1%	0%
#50 Luke Whitmer	Bishop Ready	dnf	1%	0%
#55 Gavin Stacy	Mechanicsburg	dnf	0%	0%
#71 Kyle Kougher	Amanda-Clearcreek	dnf	0%	0%
#63 Jhett Stanley	Grandview Heights	dnf	0%	0%
#81 Hunter Strawn	River	dnf	0%	0%

144

Wrestler	School	Projected	P(Qualify)	P(Win)
#6 Hunter Browning	Crooksville	1	96%	55%
#7 Karson Milhoan	Barnesville	2	84%	24%
#10 Bodie Martin	Amanda-Clearcreek	3	61%	8%
#11 Trenner Gossett	Union Local	4	71%	9%
#22 Trevan Angus	Northridge (Johnstown)	5	23%	1%
#23 Skyler Wolf	Pleasant	6	15%	1%
#18 Andrew Osman	Shadyside	dnf	33%	2%
#25 Hayden Jones	Waterford	dnf	13%	1%
#34 Wyatt Grube	Madison Plains	dnf	2%	0%
#35 Wyatt Lockard	Ridgewood	dnf	1%	0%
#42 AJ Leeson	North Union	dnf	1%	0%
#40 Ricky Sinsel	Edison (Richmond)	dnf	1%	0%
#53 Wade Naff	Mechanicsburg	dnf	0%	0%
#57 Landon Basham	Eastern	dnf	0%	0%
#58 Robert Cotsamire	Utica	dnf	0%	0%
#63 Gavin Rhodes	Elgin	dnf	0%	0%

150

Wrestler	School	Projected	P(Qualify)	P(Win)
#1 Reese Stephen	Barnesville	1	100%	51%
#3 Daxton Chase	Pleasant	2	100%	48%
#5 T.J. Wilson	Tuscarawas Valley	3	93%	1%
#13 Kaiden Luikart	Elgin	4	64%	0%
#24 Heath Ferguson	North Union	5	26%	0%
#29 Colton Domer	Garaway	6	2%	0%
#34 Trevin Zimmer	Waterford	dnf	5%	0%
#38 Noah Lingie	Meadowbrook	dnf	3%	0%
#31 Alexander Breniser	Huntington	dnf	3%	0%
#33 Nick Drumm	Utica	dnf	2%	0%
#41 William Wright	Westfall	dnf	1%	0%
#47 Jahki Royster	Heath	dnf	0%	0%
#49 Thomas Hause	Centerburg	dnf	0%	0%
#58 Brandon Watts	Coshocton	dnf	0%	0%
#56 Richard Welshans	Martins Ferry	dnf	0%	0%
#78 Owen Howard	Monroe Central	dnf	0%	0%

157

Wrestler	School	Projected	P(Qualify)	P(Win)
#1 Skyler King	Barnesville	1	99%	89%
#5 Brody Perzanowski	Union Local	2	72%	4%
#6 Peyton Beavers	Amanda-Clearcreek	3	62%	3%
#10 Carson Campbell	Northmor	4	42%	1%
#7 Quinten Harrison	Elgin	5	62%	3%
#11 Mavrick Smith	Huntington	6	50%	1%
#21 Matthew Frey	Garaway	dnf	9%	0%
#27 Breyden Hill	Utica	dnf	2%	0%
#37 Aiden Sparger	Ridgewood	dnf	0%	0%
#42 Shayden Fogle	Martins Ferry	dnf	0%	0%
#104 Isaac Bebb	Westfall	dnf	0%	0%
#53 Drake Bouscher	Toronto	dnf	0%	0%
#60 Richie Roeder	Madison Plains	dnf	0%	0%
#63 Tyler Winkler	River	dnf	0%	0%
#72 Zayne Leiter	North Union	dnf	0%	0%
#86 Mason Collins	Wellston	dnf	0%	0%

165

Wrestler	School	Projected	P(Qualify)	P(Win)
#2 Ayden King	Barnesville	1	100%	56%
#5 Tyson Clear	Malvern	2	96%	28%
#4 Sam Mentzer	Pleasant	3	94%	13%
#9 Gage Bolt	Westfall	4	74%	2%
#15 Hunter Bittinger	Harrison Central	5	26%	0%
#18 Wyatt Denney	Cardington-Lincoln	6	5%	0%
#24 Andrew Leiffer	Martins Ferry	dnf	2%	0%
#29 Gabe Simpson	Mount Gilead	dnf	1%	0%
#31 Carson McNeal	Huntington	dnf	0%	0%
#40 Colten Jones	Waterford	dnf	0%	0%
#45 Gabriel Lamneck	Ridgewood	dnf	0%	0%
#57 Cirk Parker	Fredericktown	dnf	0%	0%
#114 Hunter Lyman	River	dnf	0%	0%
#53 Bobby Kapala	Bishop Ready	dnf	0%	0%
#64 Jasper Hill	Shenandoah	dnf	0%	0%
#81 Kaleb Martin	Elgin	dnf	0%	0%

175

Wrestler	School	Projected	P(Qualify)	P(Win)
#8 Bryce Wickline	Westfall	1	94%	59%
#16 Gavan Smith	Eastern	2	65%	11%
#14 Gavin Richards	Nelsonville-York	3	62%	12%
#18 Nels Van Gundy	Elgin	4	56%	7%
#17 Paul Morgan Breniser	Huntington	5	55%	7%
#23 Logan Greer	Meadowbrook	6	21%	1%
#22 Hines Ford	Barnesville	dnf	23%	1%
#26 Evan Montgomery	Bishop Ready	dnf	14%	1%
#29 Cage Miller	Newcomerstown	dnf	7%	0%
#30 Kylan Postlethwait	Tuscarawas Valley	dnf	3%	0%
#38 Vinson Haines	Liberty Union	dnf	1%	0%
#44 Eric Roeder	Madison Plains	dnf	0%	0%
#48 Hunter Collins	Wellston	dnf	0%	0%
#52 Jonathan Domer	Garaway	dnf	0%	0%
#54 Carter Rockenbaugh	Mechanicsburg	dnf	0%	0%
#65 James Eichler	Northmor	dnf	0%	0%

190

Wrestler	School	Projected	P(Qualify)	P(Win)
#4 Ronnie Thomas	Mechanicsburg	1	98%	53%
#10 Dyllan Austin	Ridgewood	2	92%	28%
#11 Blake Elliott	East Knox	3	87%	16%
#25 Kollen Snyder	Meadowbrook	4	27%	0%
#27 Camron Oberholzer	Alexander	5	41%	1%
#30 Landon O'Donnell	Pleasant	6	23%	1%
#32 Andrew Stark	West Muskingum	dnf	12%	0%
#34 Josh Ross	Delaware Christian	dnf	10%	0%
#36 Jackson McNeal	Huntington	dnf	8%	0%
#49 Carter McConnell	Newcomerstown	dnf	1%	0%
#61 Luis Wahl	Garaway	dnf	0%	0%
#58 Owen Walters	Coshocton	dnf	0%	0%
#60 Ayden Cordle	West Jefferson	dnf	0%	0%
#74 Wyatt Rine	Utica	dnf	0%	0%
#59 Maddox Mozena	River	dnf	0%	0%
#69 Philip Nedelchev	Columbus Academy	dnf	0%	0%

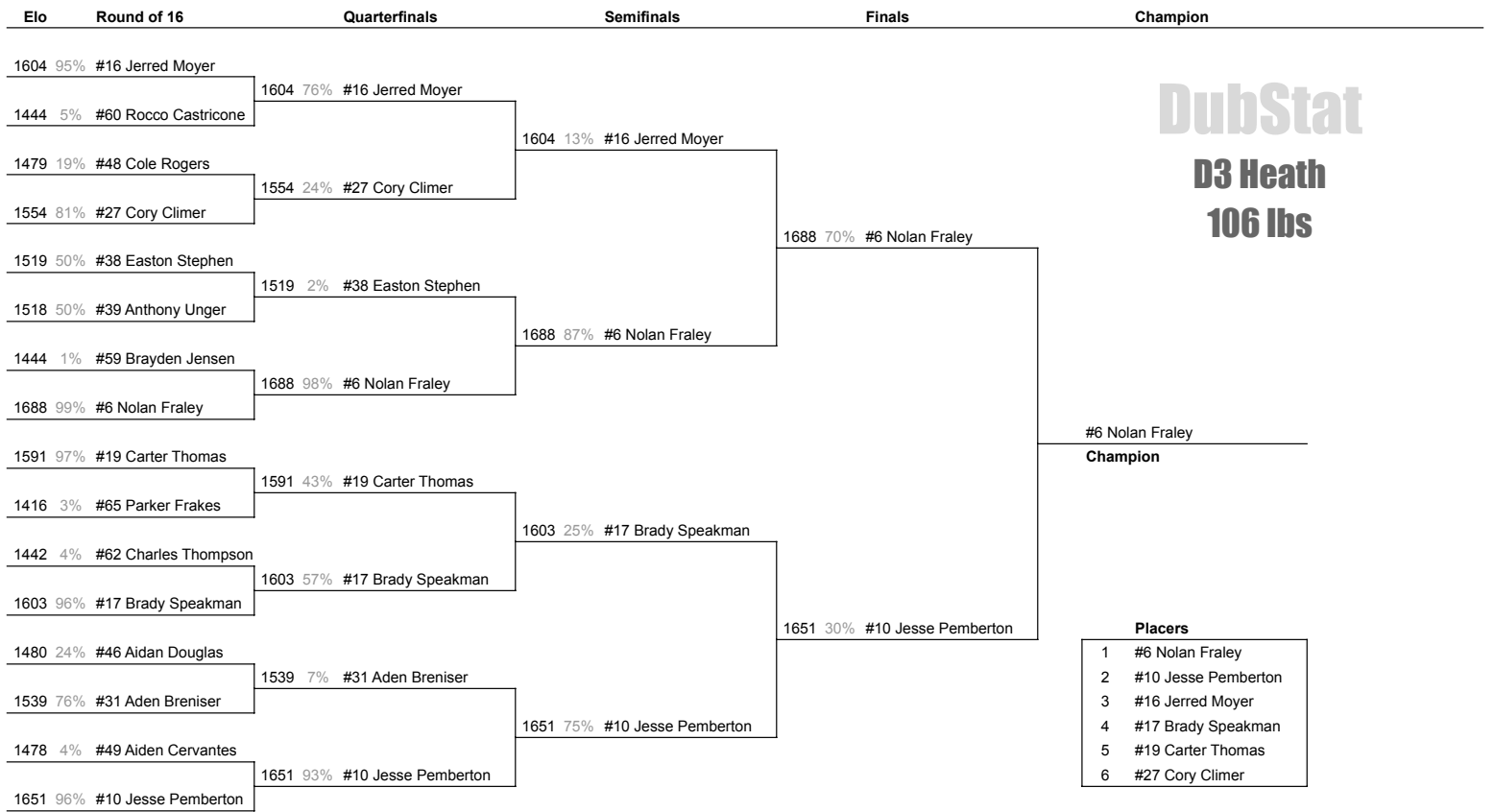
215

Wrestler	School	Projected	P(Qualify)	P(Win)
#2 Lucas Thomas	Harrison Central	1	100%	82%
#5 Judson Cooper	Waterford	2	93%	13%
#8 Zachary Babiczuk	Malvern	3	76%	3%
#13 Tyler Pasma	Elgin	4	80%	2%
#17 Hunter Freeman	Paint Valley	5	29%	1%
#28 Tyler Cline	North Union	6	7%	0%
#32 Charles Moats	Westfall	dnf	7%	0%
#31 Colton Selinsky	Tuscarawas Valley	dnf	6%	0%
#42 Ben Jones	Liberty Union	dnf	2%	0%
#44 Tayson Palmer	Martins Ferry	dnf	1%	0%
#41 Reese Shriner	Heath	dnf	0%	0%
#51 Devin Witt	Fredericktown	dnf	0%	0%
#53 Brody Goodrich	Nelsonville-York	dnf	0%	0%
#117 Henry Reynolds	Crooksville	dnf	0%	0%
#74 Rodney Acord	Northmor	dnf	0%	0%
#81 Ethan Larison	Coshocton	dnf	0%	0%

285

Wrestler	School	Projected	P(Qualify)	P(Win)
#2 Landon Thomas	Harrison Central	1	99%	81%
#10 Jonathan Jenkins	Zane Trace	2	54%	4%
#6 Jase Norman	Caldwell	3	75%	9%
#12 Dylan Congdon	Tuscarawas Valley	4	38%	2%
#11 Will Odenthal	Nelsonville-York	5	43%	2%
#19 Marshall Meade	Barnesville	6	29%	1%
#22 Logan Sesser	Ridgewood	dnf	21%	0%
#28 Matthew Schwind	Madison Plains	dnf	17%	0%
#25 Winton Arter	Northridge (Johnstown)	dnf	11%	0%
#21 Charlie Sargent	Centerburg	dnf	10%	0%
#31 Julian Rivera	Coshocton	dnf	1%	0%
#47 Braeden Buxton	Mechanicsburg	dnf	1%	0%
#44 John Siders	Westfall	dnf	0%	0%
#45 Brysen Labounty	Elgin	dnf	0%	0%
#49 Heath Thomas	Toronto	dnf	0%	0%
#66 William Dyke	Utica	dnf	0%	0%

Place	School	Team Score	Qualifiers	Champs
1	Barnesville	195	7	6
2	Westfall	88.5	4	1
3	Northmor	85.5	4	1
4	Elgin	81.5	4	0
5	Mechanicsburg	75.5	3	2
6	Tuscarawas Valley	63.5	3	0
7	Harrison Central	60	2	2
8	Pleasant	59	2	0
9	Amanda-Clearcreek	54.5	3	0
10	Nelsonville-York	50	2	0
11	Ridgewood	48	1	0
12	Union Local	47	2	0
13	Malvern	44	2	0
14	Caldwell	43.5	2	0
14	Garaway	43.5	1	0
16	Shenandoah	42	2	1
17	Crooksville	41	1	1
18	Centerburg	39.5	1	0
18	Huntington	39.5	0	0
20	Zane Trace	38	2	0
21	Sandy Valley	37.5	2	0
22	Waterford	36	1	0
23	Martins Ferry	34	0	0
24	Meadowbrook	29	1	0
25	North Union	28.5	0	0
26	Northridge (Johnstown)	25.5	0	0
27	Utica	22	0	0
28	Bridgeport	21	1	0
28	Bishop Ready	21	0	0
28	Eastern	21	1	0
31	Alexander	20	0	0
32	Newark Catholic	17	1	0
32	East Knox	17	1	0
34	Cardington-Lincoln	16	0	0
34	Madison Plains	16	0	0
36	Liberty Union	14	0	0
37	Coshocton	10.5	0	0
38	Edison (Richmond)	10	0	0
38	Fredericktown	10	0	0
38	Trimble	10	0	0
38	Paint Valley	10	0	0
42	River	9	0	0
43	Heath	8.5	0	0
43	Wellston	8.5	0	0
43	West Jefferson	8.5	0	0
46	Mount Gilead	8	0	0
46	Bellaire	8	0	0
46	Meigs	8	0	0
49	Newcomerstown	7.5	0	0
50	Toronto	7	0	0
51	Shadyside	6	0	0
51	West Muskingum	6	0	0
53	Catholic Central (Steubenville)	5	0	0
54	Delaware Christian	4.5	0	0
55	Grandview Heights	2	0	0
56	Columbus Academy	1.5	0	0
57	Monroe Central	1	0	0

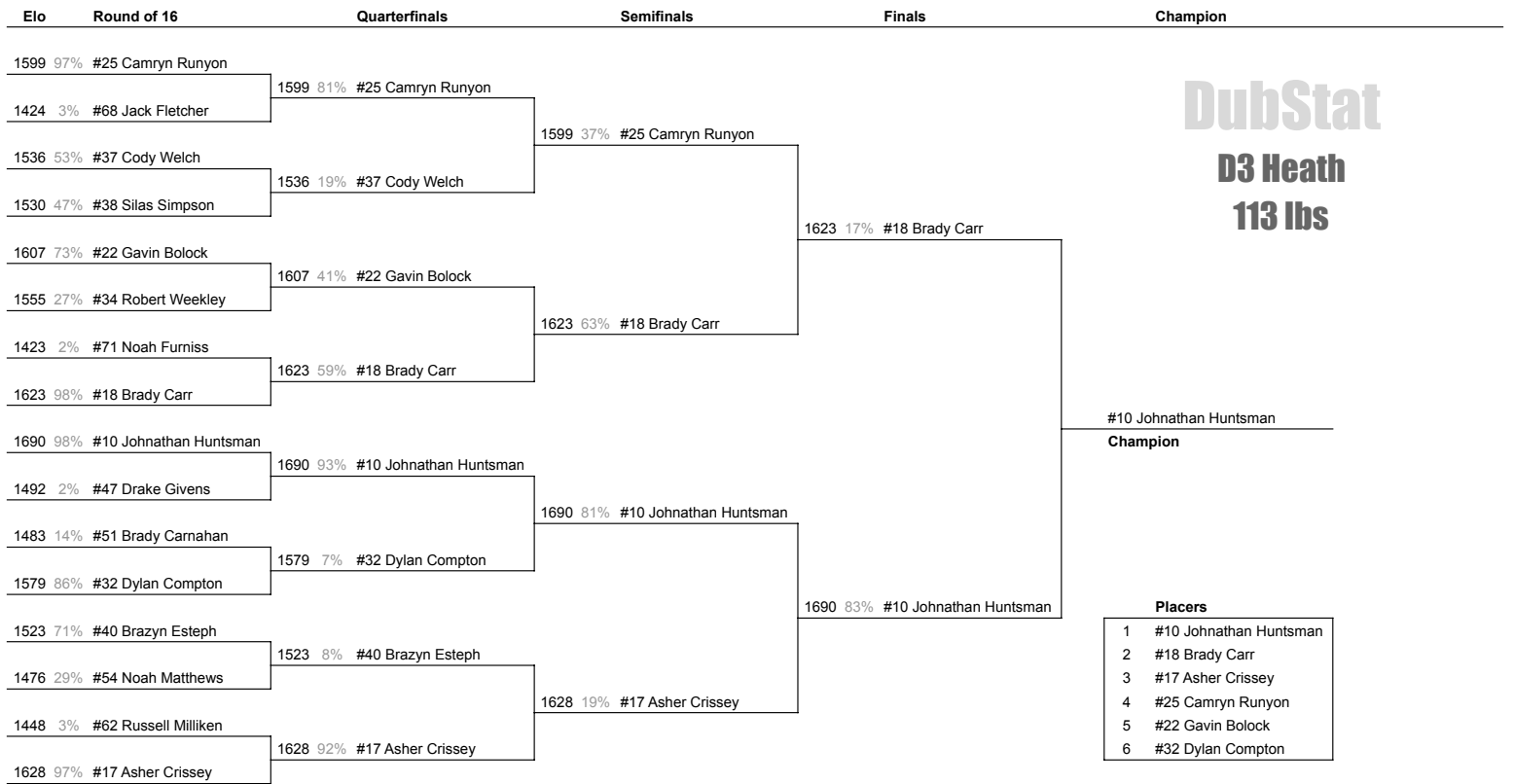


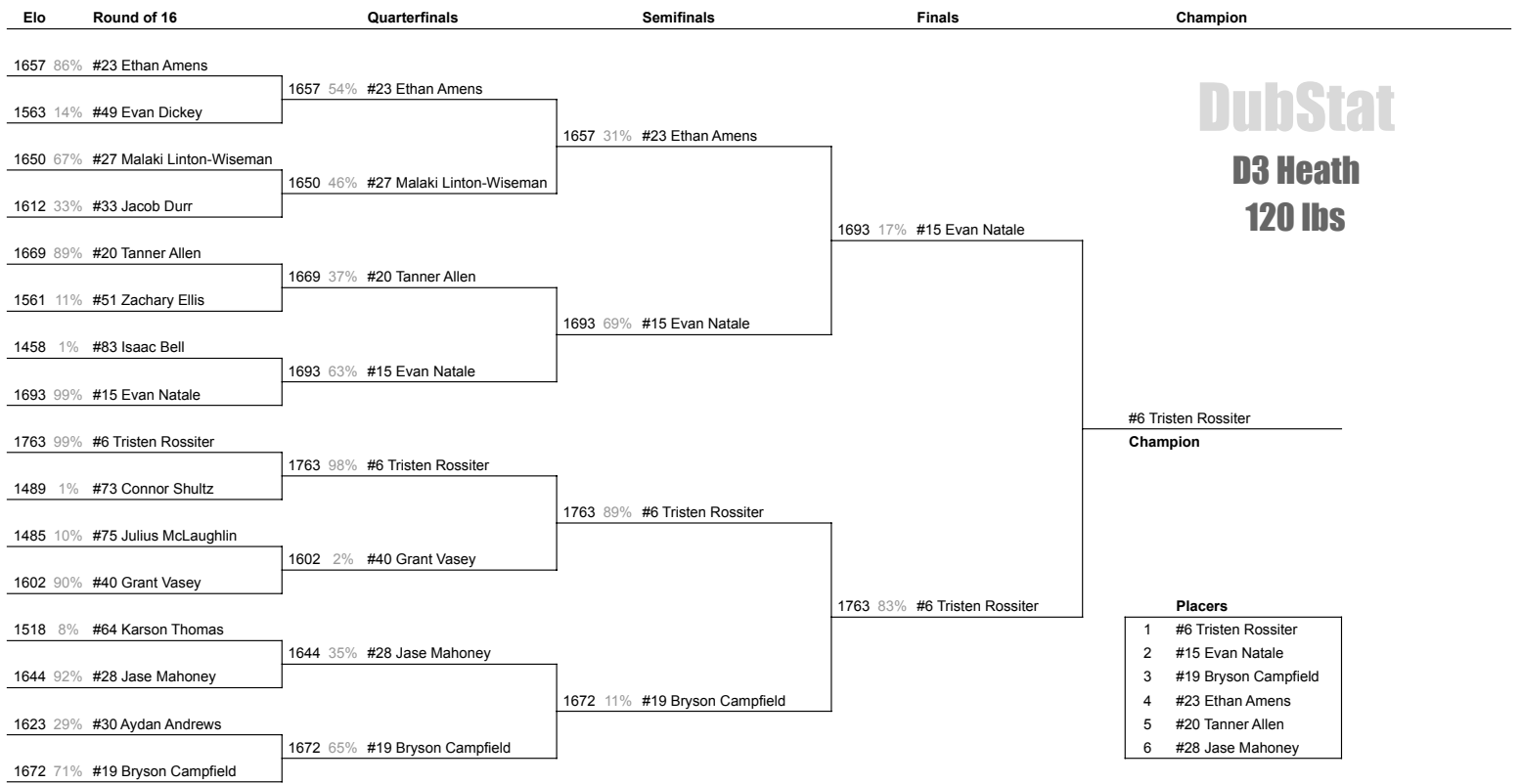
DubStat

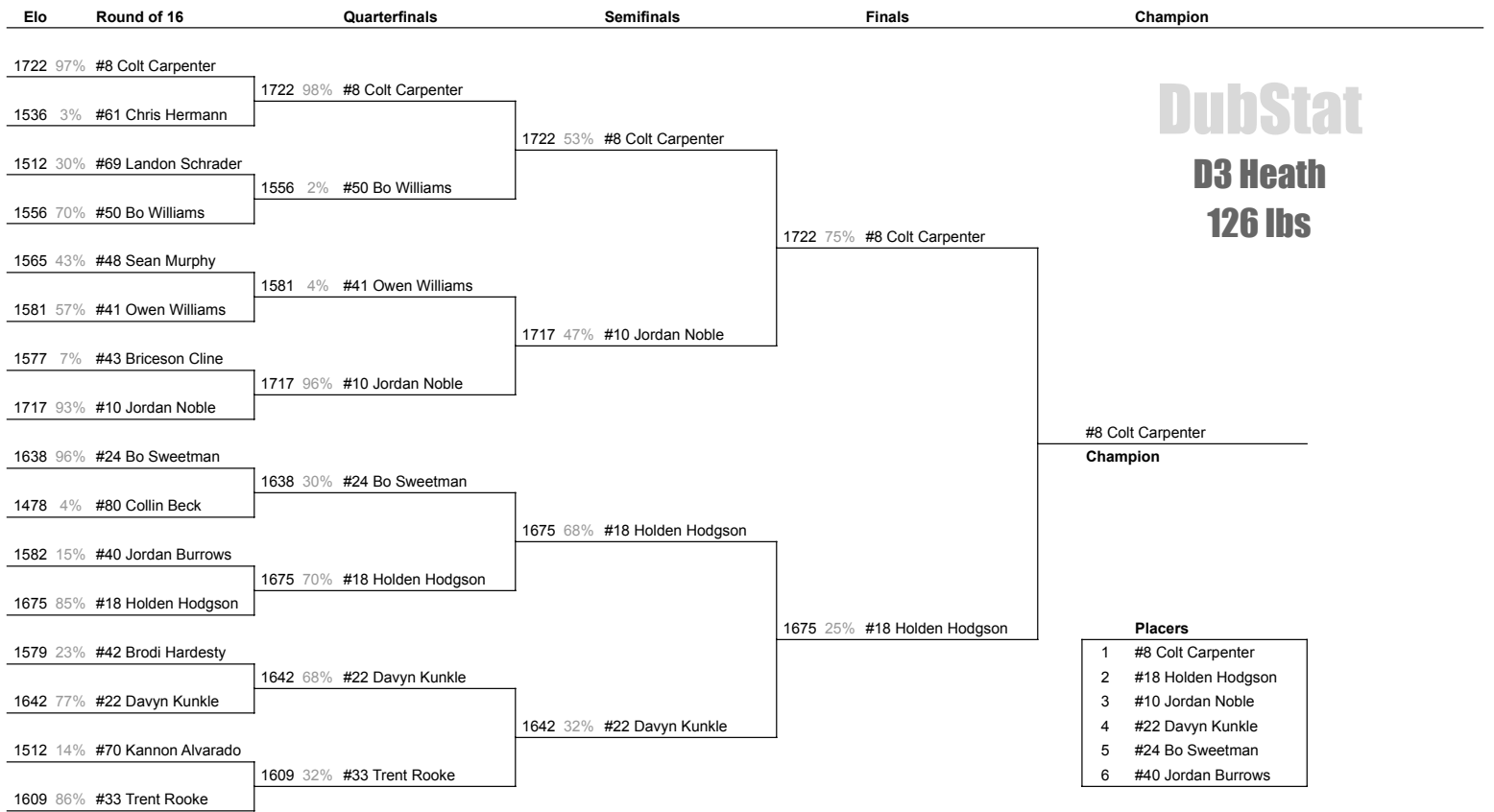
D3 Heath

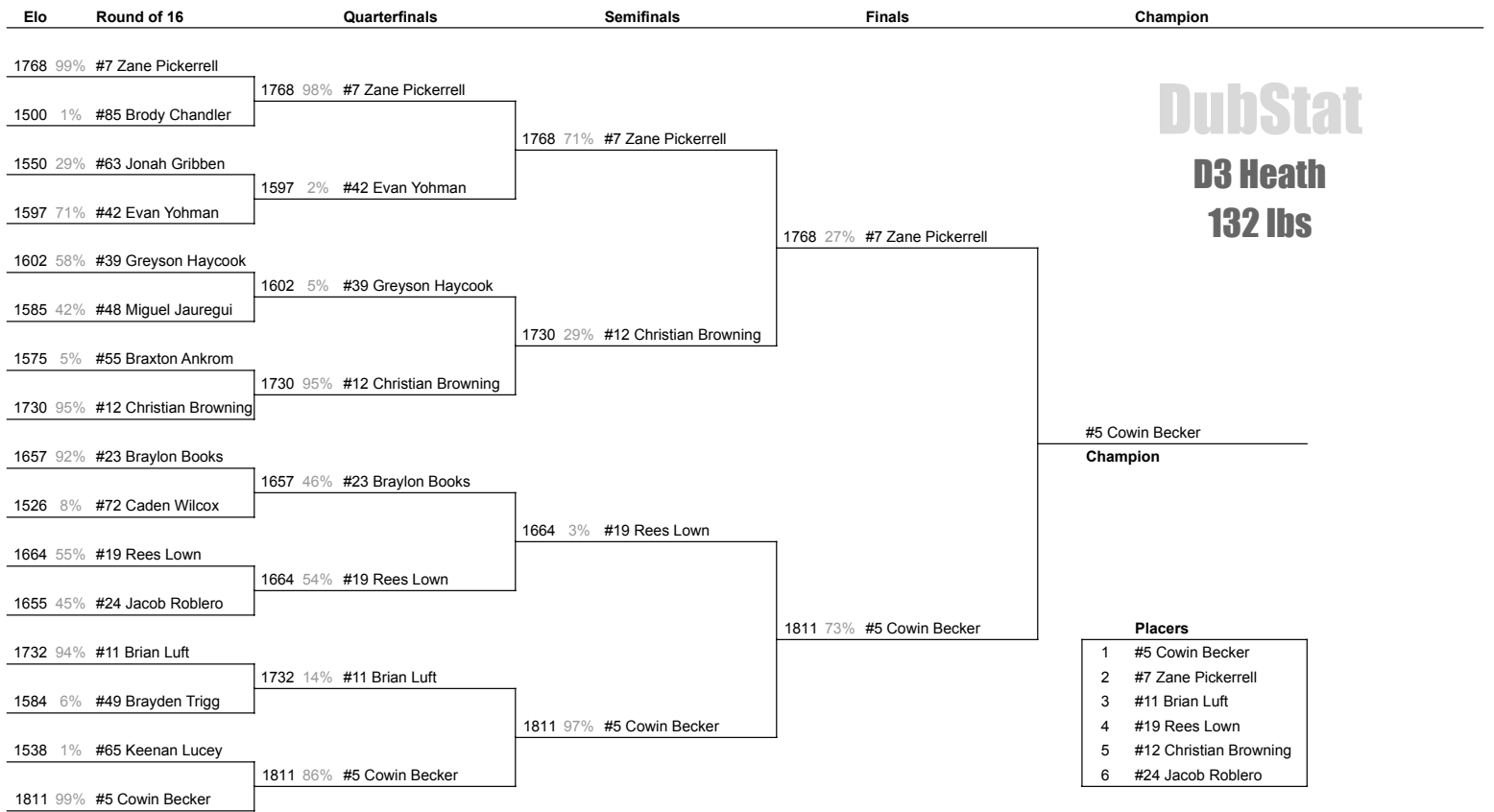
106 lbs

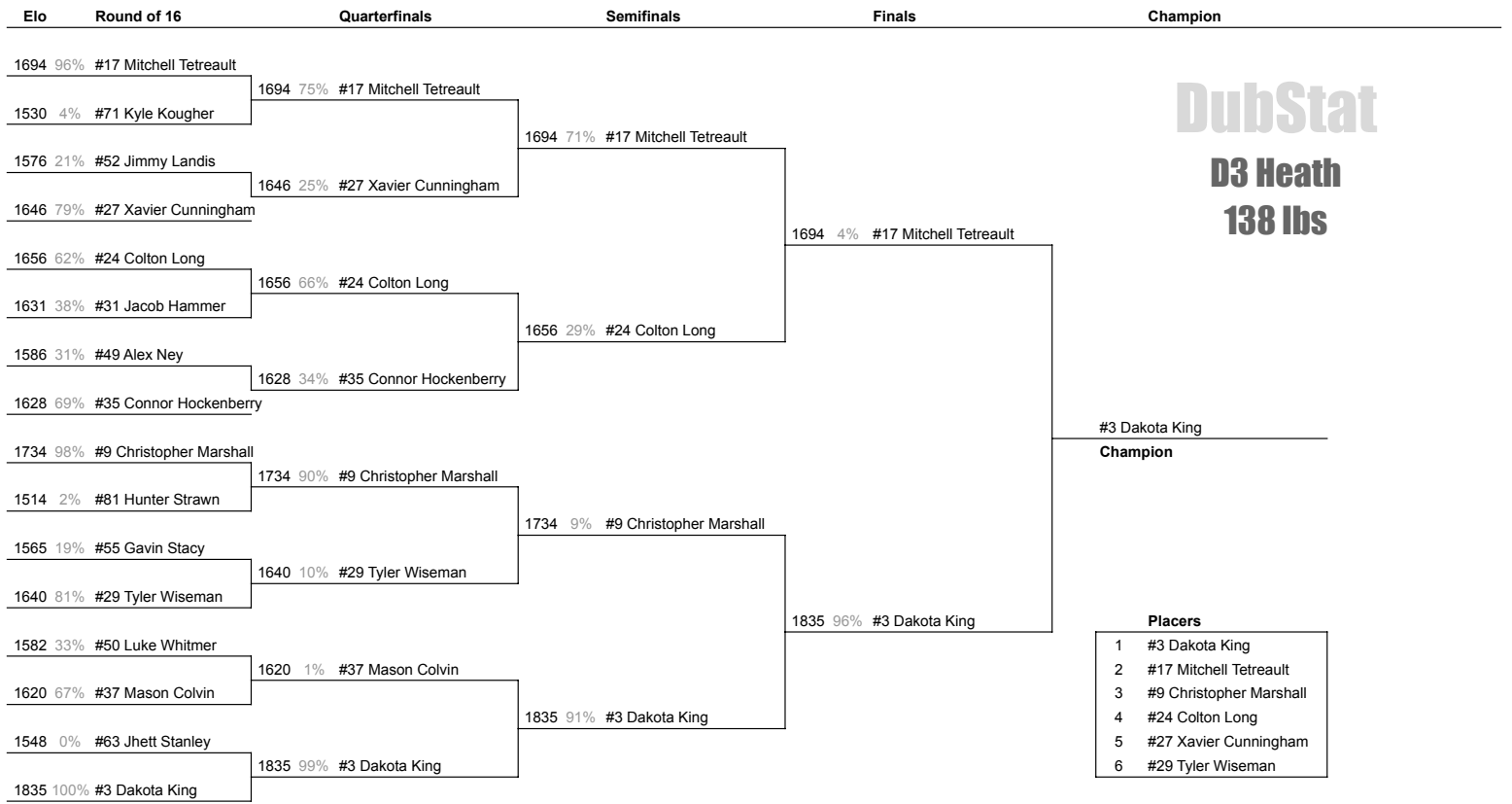


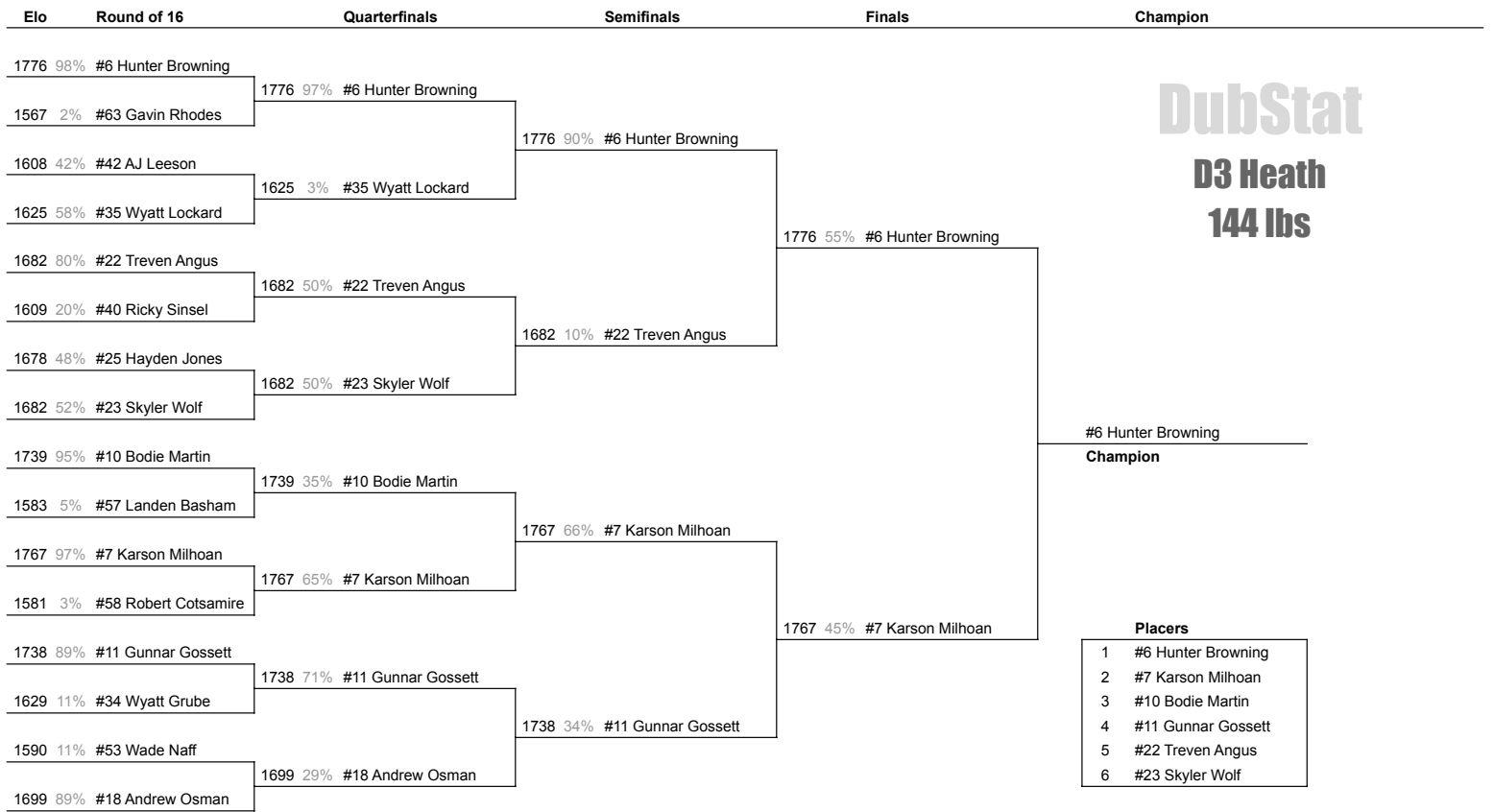












DubStat

D3 Heath

144 lbs



